

May 1, 2026

SJVIA Board Meeting: Consultant's Report – 2026 Plan Experience (Medical, Dental, and Vision)

This report provides a summary of the plan experience from January 1 through February 28, 2026, for the self-funded medical and dental plans, as well as the fully insured vision plan. Kaiser and Delta Dental DHMO experience is not reported.

2026 SJVIA medical/Rx premium rate equivalents were developed based on underwriting plan experience, and crediting prescription drug rebates. The premium equivalent rates alone develop a deficit position of (\$183,955). When we add in the prescription drug rebates, SJVIA has an accumulated surplus position of \$1,641,540. The self-funded dental plans developed a \$44,132 surplus. For an overall 2026 SJVIA surplus position of \$1,685,672 through February 2026.

2026	COF	COT	Total
Gross Medical/RX	\$874,700	\$1,058,655	\$183,955
RX Rebates	\$1,060,568	\$764,927	\$1,825,495
Net Medical/RX	\$1,935,268	\$293,728	\$1,641,540
Dental	\$44,056	\$76	\$44,132
Total Surplus/Deficit	\$1,979,324	\$293,652	\$1,685,672
Vision (Insured)	\$11,252	\$12,496	\$1,244
<u>Loss Ratio</u>			
Net Medical/RX	85.3%	104.2%	91.9%
Dental	93.6%	100.0%	95.6%
Vision	90.5%	131.4%	100.8%

Fresno County realized a surplus of \$1,979,324, while Tulare County realized a deficit of \$293,652.

Corrective actions were taken by Tulare County for 2026:

- Renewal increases of 17.8% on the PPO 0 and PPO 500, 12.0% on the PPO 750, and 0.5% on the PPO 2500;
- Implementing the EPO 1250 plan (which did not attract the enrollment projected), and
- Increasing the emergency room copayment from \$100 to \$250 on all plans

Additionally, Tulare County will benefit from the change in PBMs to CarelonRx for 2026.

CarelonRx was implemented with a projected savings of \$3.45 million. Tulare County's proportionate share would be approximately \$1.4 million.

The Vision Service Plan (VSP) vision plan is fully insured and shows an accumulated deficit position of -\$1,244 for a 100.8% total cost loss ratio. Under the fully insured arrangement, all deficit or surplus positions remain with the carrier.

The 2026 medical premium equivalent rates did not include margin, thus making the annual budgeted accumulation \$0 for the budgeted medical reserve. Dental includes a minor margin estimated to be \$50,576. The SJVIA removed margin from Kaiser for 2026.

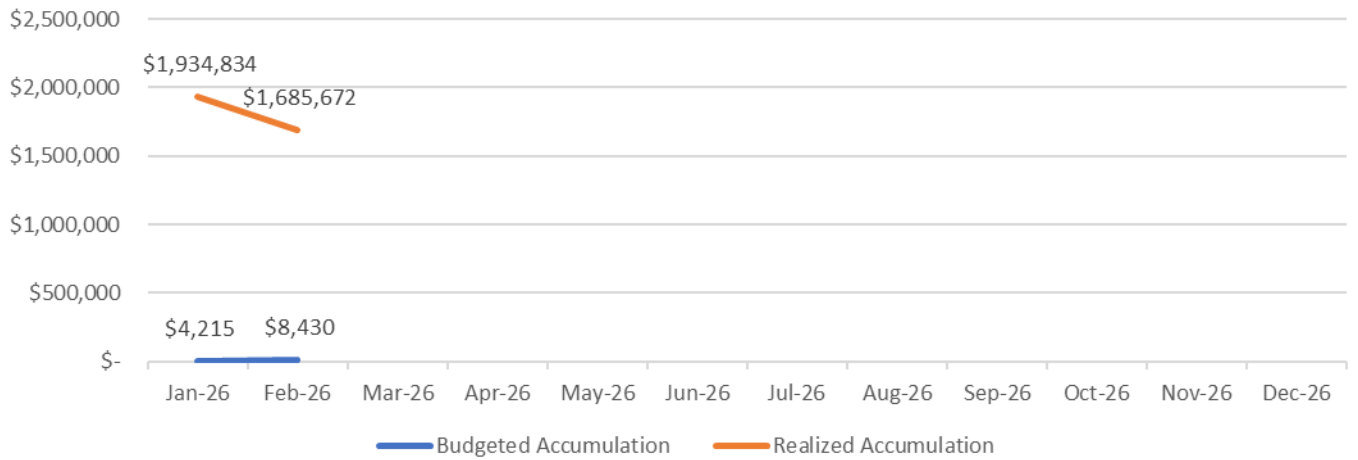
SJVIA’s projected 2026 prescription drug rebates of \$7,850,722 are underwritten into the 2026 rates and are therefore excluded as a line item in the 2026 budget accumulation. The prescription drug rebate of \$1,825,495 included in the report is only for the third quarter of 2025 . There is typically a 4-6 month lag in the funding of prescription drug rebates. The fourth quarter 2025 rebate of \$2,468,090 was delivered in April 2026.

The SJVIA Board requested that Keenan include a chart showing fiscal year budget to actual. The following chart illustrates the annual budget, eight-month budget allocation, and the eight-month actual experience based on Keenan’s experience reports, and budgeted fixed cost allocations. What is not included are the actual realized fixed costs.

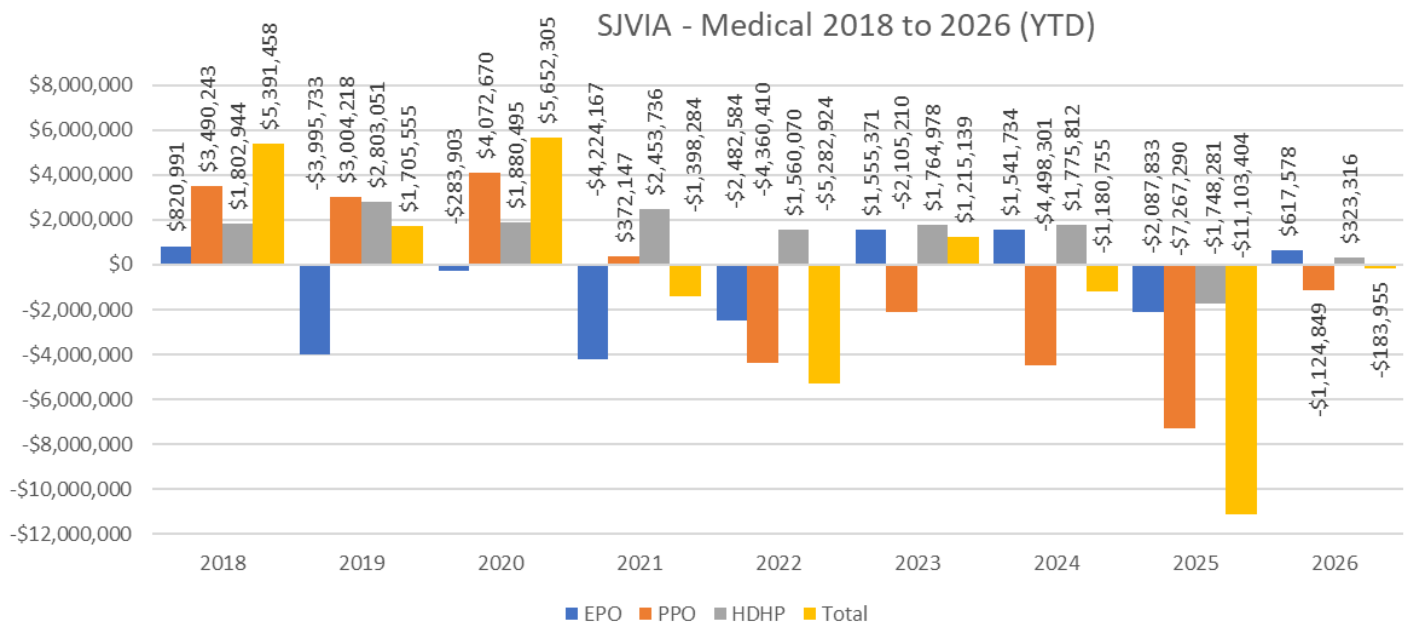
FY 25/26	Annual Budget	8 Month Budget	8 Month Actual
<u>Revenue</u>			
Medical	\$ 147,821,305	\$ 96,126,956	\$ 96,225,700
Dental	\$ 6,727,037	\$ 4,462,106	\$ 4,408,252
Vision	\$ 912,310	\$ 608,207	\$ 612,109
Total	\$ 155,460,652	\$ 101,218,269	\$ 101,246,061
<u>Expenses</u>			
Medical	\$ 145,549,633	\$ 95,135,651	\$ 106,757,638
Dental	\$ 6,606,632	\$ 4,381,836	\$ 4,131,322
Vision	\$ 869,228	\$ 579,485	\$ 612,109
Total	\$ 153,025,493	\$ 100,096,972	\$ 111,501,070
Difference	\$ 2,435,159	\$ 1,121,298	\$ (10,255,008)

Please note, this is the Consultant’s report. Prior to allocating funds for the IBNR reserve and stabilization reserve, the SJVIA Auditor will provide the unaudited cash position based on actual revenue received and actual expenses paid. Minor differences in dollar amounts may exist from the experience reports due to rounding.

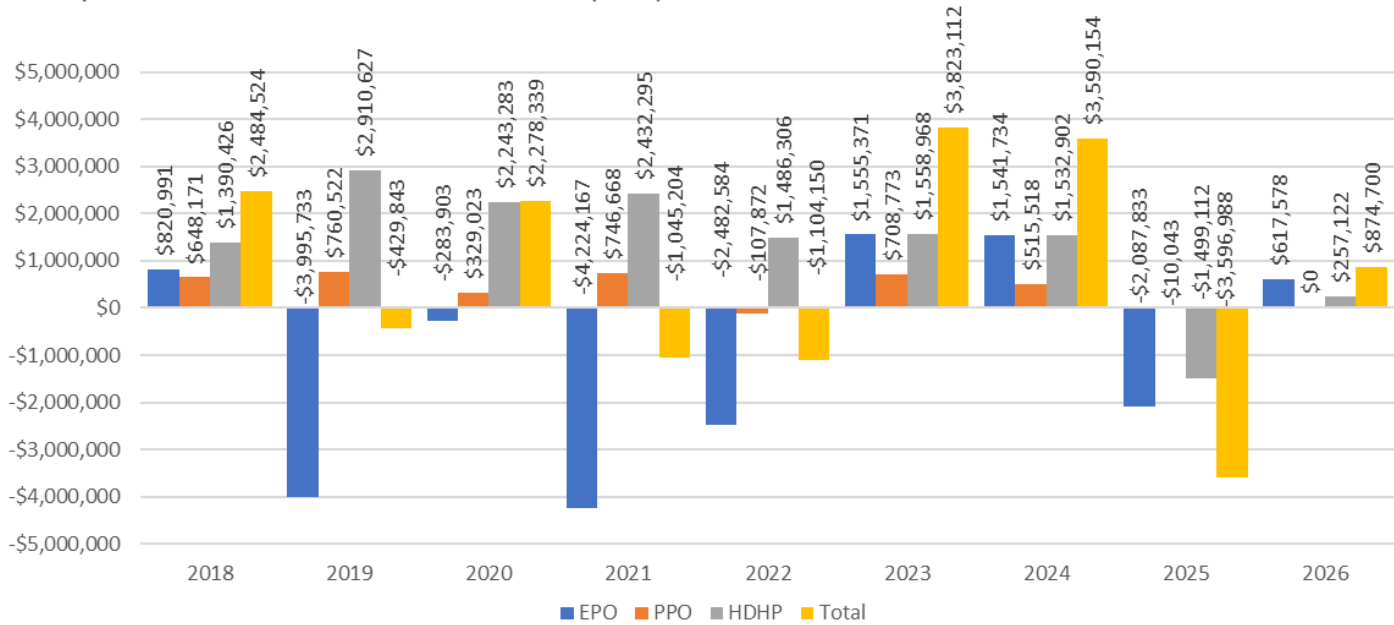
2026 YTD Accumulation Comparison



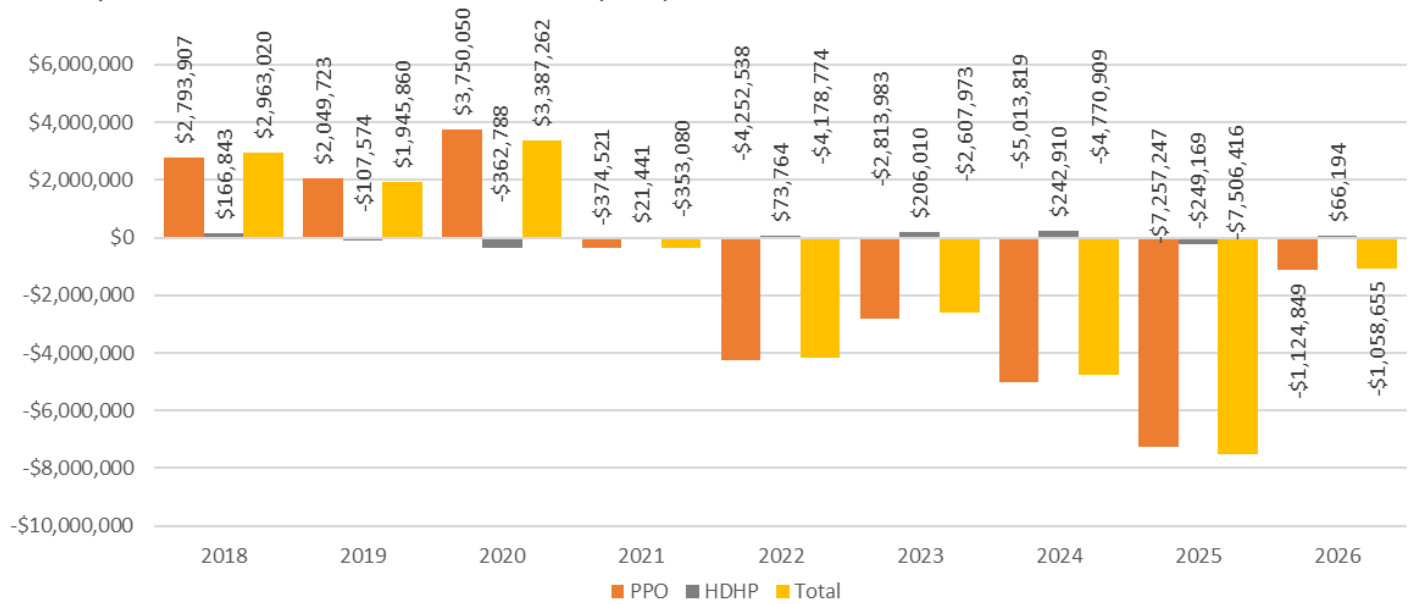
The following self-funded medical/Rx graphs compare premium rate equivalent to total medical/Rx cost (prescription drug rebates, ARPA funds, and settlements are excluded).



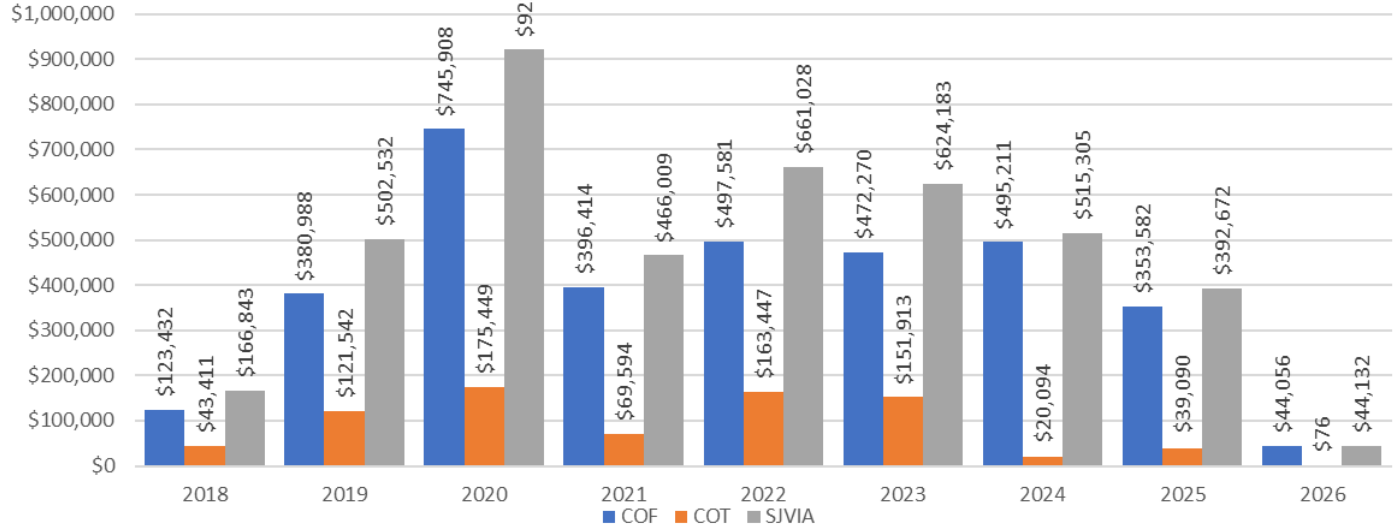
County of Fresno - Medical 2018 to 2026 (YTD)



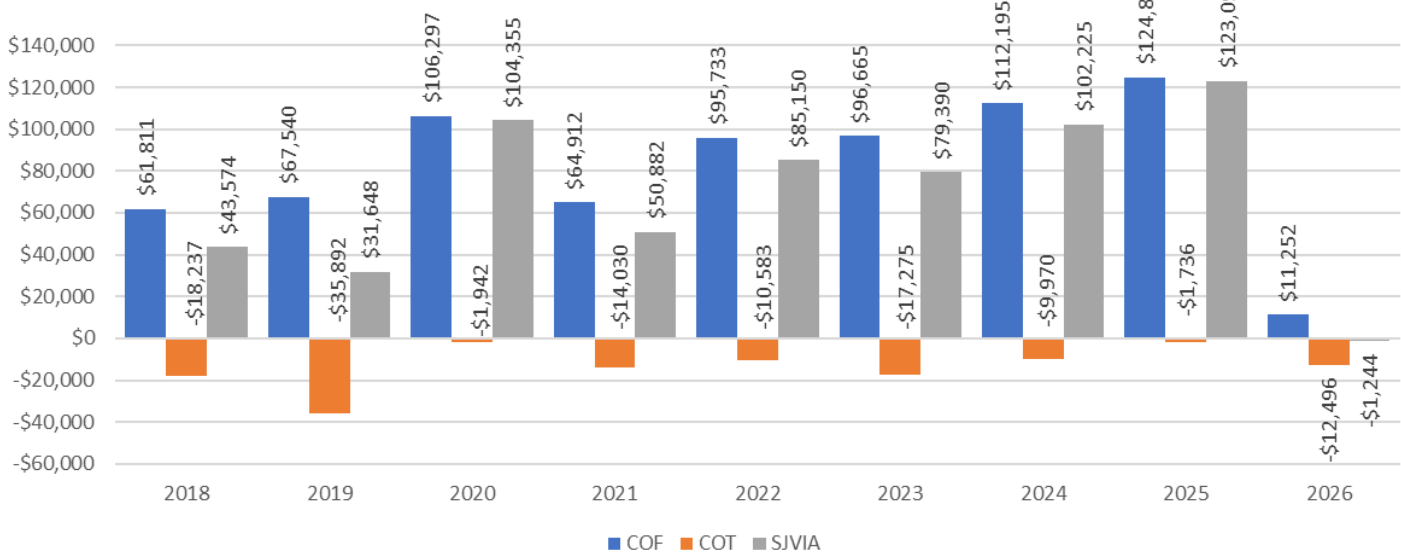
County of Tulare - Medical 2018 to 2026 (YTD)



Dental - 2018 to 2026 (YTD)



Vision - 2018 to 2026 (YTD)



Budget vs. Calculated Accumulation													
2024	January	February	March	April	May	June	July	August	September	October	November	December	Total
Budget Accumulation													
Plan Experience (Medical)	\$ 67,568	\$ 67,568	\$ 67,568	\$ 67,568	\$ 67,568	\$ 67,568	\$ 67,568	\$ 67,568	\$ 67,568	\$ 67,568	\$ 67,568	\$ 67,573	\$ 810,821
Plan Experience (Dental)	\$ 7,193	\$ 7,193	\$ 7,193	\$ 7,193	\$ 7,193	\$ 7,193	\$ 7,193	\$ 7,193	\$ 7,193	\$ 7,193	\$ 7,193	\$ 7,198	\$ 86,321
Kaiser Accumulation	\$ 29,364	\$ 29,364	\$ 29,364	\$ 29,364	\$ 29,364	\$ 29,364	\$ 29,364	\$ 29,364	\$ 29,364	\$ 29,364	\$ 29,364	\$ 29,368	\$ 352,372
Other	\$ -	\$ -	\$ -	\$ -	\$ -	\$ -	\$ -	\$ -	\$ -	\$ -	\$ -	\$ -	\$ -
2024 Budgeted Accumulation	\$ 104,125	\$ 104,125	\$ 104,125	\$ 104,125	\$ 104,125	\$ 104,125	\$ 104,125	\$ 104,125	\$ 104,125	\$ 104,125	\$ 104,125	\$ 104,139	\$ 1,249,514
Calculated Accumulation													
Plan Experience (Medical)	\$ (689,323)	\$ 1,127,342	\$ 361,034	\$ 460,842	\$ 520,544	\$ 587,223	\$ (143,893)	\$ (1,697,149)	\$ 268,336	\$ (170,380)	\$ (1,560,692)	\$ (244,639)	\$ (1,180,755)
Plan Experience (Dental)	\$ 125,029	\$ (21,595)	\$ 77,975	\$ 56,621	\$ (44,497)	\$ 40,710	\$ 85,243	\$ (54,498)	\$ 81,506	\$ 13,786	\$ 83,073	\$ 71,952	\$ 515,305
Kaiser Accumulation	\$ 28,970	\$ 28,927	\$ 28,610	\$ 28,468	\$ 28,547	\$ 28,571	\$ 28,633	\$ 32,788	\$ 28,416	\$ 28,455	\$ 28,269	\$ 26,910	\$ 345,564
Other - RX Rebates	\$ 1,186,675	\$ -	\$ -	\$ 1,220,630	\$ -	\$ -	\$ 1,235,855	\$ 382,745	\$ -	\$ 1,730,100	\$ -	\$ -	\$ 5,756,005
Other - ARPA Funds	\$ 2,426,724	\$ -	\$ -	\$ 2,593,347	\$ -	\$ -	\$ -	\$ -	\$ -	\$ -	\$ -	\$ -	\$ 5,020,071
2024 Calculated Accumulation	\$ 3,078,075	\$ 1,134,674	\$ 467,619	\$ 4,359,908	\$ 504,594	\$ 656,504	\$ 1,205,838	\$ (1,336,114)	\$ 378,258	\$ 1,601,961	\$ (1,449,350)	\$ (145,777)	\$ 10,456,190
2025	January	February	March	April	May	June	July	August	September	October	November	December	Total
Budget Accumulation													
Plan Experience (Medical)	\$ -	\$ -	\$ -	\$ -	\$ -	\$ -	\$ -	\$ -	\$ -	\$ -	\$ -	\$ -	\$ -
Plan Experience (Dental)	\$ 7,193	\$ 7,193	\$ 7,193	\$ 7,193	\$ 7,193	\$ 7,193	\$ 7,193	\$ 7,193	\$ 7,193	\$ 7,193	\$ 7,193	\$ 7,198	\$ 86,321
Kaiser Accumulation	\$ 27,816	\$ 27,816	\$ 27,816	\$ 27,816	\$ 27,816	\$ 27,816	\$ 27,816	\$ 27,816	\$ 27,816	\$ 27,816	\$ 27,816	\$ 27,812	\$ 333,788
Other	\$ -	\$ -	\$ -	\$ -	\$ -	\$ -	\$ -	\$ -	\$ -	\$ -	\$ -	\$ -	\$ -
2025 Budgeted Accumulation	\$ 35,009	\$ 35,009	\$ 35,009	\$ 35,009	\$ 35,009	\$ 35,009	\$ 35,009	\$ 35,009	\$ 35,009	\$ 35,009	\$ 35,009	\$ 35,010	\$ 420,109
Calculated Accumulation													
Plan Experience (Medical)	\$ 1,035,042	\$ 370,010	\$ (832,497)	\$ 228,655	\$ (478,744)	\$ (759,586)	\$ (823,476)	\$ (2,093,521)	\$ (2,155,489)	\$ (3,602,497)	\$ (871,540)	\$ (1,119,761)	\$ (11,103,404)
Plan Experience (Dental)	\$ 37,226	\$ 60,519	\$ 12,078	\$ 43,505	\$ (59,961)	\$ 66,507	\$ (29,091)	\$ 54,993	\$ 80,869	\$ (17,099)	\$ 79,278	\$ 63,848	\$ 392,672
Kaiser Accumulation	\$ 25,078	\$ 28,238	\$ 27,993	\$ 27,973	\$ 28,185	\$ 28,054	\$ 28,032	\$ 27,761	\$ 27,656	\$ 27,514	\$ 27,451	\$ 25,735	\$ 329,669
Other - RX Rebates*	\$ 1,766,350	\$ -	\$ -	\$ 1,648,300	\$ -	\$ -	\$ 1,755,770	\$ -	\$ -	\$ 2,175,410	\$ -	\$ -	\$ 7,345,830
Other -	\$ -	\$ -	\$ -	\$ -	\$ -	\$ -	\$ -	\$ -	\$ -	\$ -	\$ -	\$ -	\$ -
2025 Calculated Accumulation	\$ 2,863,696	\$ 458,767	\$ (792,426)	\$ 1,948,433	\$ (510,520)	\$ (665,025)	\$ 931,235	\$ (2,010,767)	\$ (2,046,964)	\$ (1,416,672)	\$ (764,811)	\$ (1,030,178)	\$ (3,035,233)
2026	January	February	March	April	May	June	July	August	September	October	November	December	Total
Budget Accumulation													
Plan Experience (Medical)	\$ -	\$ -	\$ -	\$ -	\$ -	\$ -	\$ -	\$ -	\$ -	\$ -	\$ -	\$ -	\$ -
Plan Experience (Dental)	\$ 4,215	\$ 4,215	\$ 4,215	\$ 4,215	\$ 4,215	\$ 4,215	\$ 4,215	\$ 4,215	\$ 4,215	\$ 4,215	\$ 4,215	\$ 4,211	\$ 50,576
Kaiser Accumulation	\$ -	\$ -	\$ -	\$ -	\$ -	\$ -	\$ -	\$ -	\$ -	\$ -	\$ -	\$ -	\$ -
Other	\$ -	\$ -	\$ -	\$ -	\$ -	\$ -	\$ -	\$ -	\$ -	\$ -	\$ -	\$ -	\$ -
2026 Budgeted Accumulation	\$ 4,215	\$ 4,215	\$ 4,215	\$ 4,215	\$ 4,215	\$ 4,215	\$ 4,215	\$ 4,215	\$ 4,215	\$ 4,215	\$ 4,215	\$ 4,211	\$ 50,576
Calculated Accumulation													
Plan Experience (Medical)	\$ 58,973	\$ (242,928)	\$ -	\$ -	\$ -	\$ -	\$ -	\$ -	\$ -	\$ -	\$ -	\$ -	\$ (183,955)
Plan Experience (Dental)	\$ 50,366	\$ (6,234)	\$ -	\$ -	\$ -	\$ -	\$ -	\$ -	\$ -	\$ -	\$ -	\$ -	\$ 44,132
Kaiser Accumulation	\$ -	\$ -	\$ -	\$ -	\$ -	\$ -	\$ -	\$ -	\$ -	\$ -	\$ -	\$ -	\$ -
Other - RX Rebates*	\$ 1,825,495	\$ -	\$ -	\$ -	\$ -	\$ -	\$ -	\$ -	\$ -	\$ -	\$ -	\$ -	\$ 1,825,495
Other -	\$ -	\$ -	\$ -	\$ -	\$ -	\$ -	\$ -	\$ -	\$ -	\$ -	\$ -	\$ -	\$ -
2026 Calculated Accumulation	\$ 1,934,834	\$ (249,162)	\$ -	\$ -	\$ -	\$ -	\$ -	\$ -	\$ -	\$ -	\$ -	\$ -	\$ 1,685,672

2025 Q4 rebate \$2,468,090 received April 2026

Please note that this is the Consultant's report. Prior to allocating funds for the IBNR reserve and stabilization reserve, the SJVIA Auditor will provide the unaudited cash position based on actual revenue received and actual expenses paid.