

ITEM 9



County of Fresno

Deferred Compensation Plan

3Q2022 Quarterly Dashboard

Nationwide Retirement Solutions

Greg Sabin
Program Director

Jim Keeler
Executive Relationship Manager

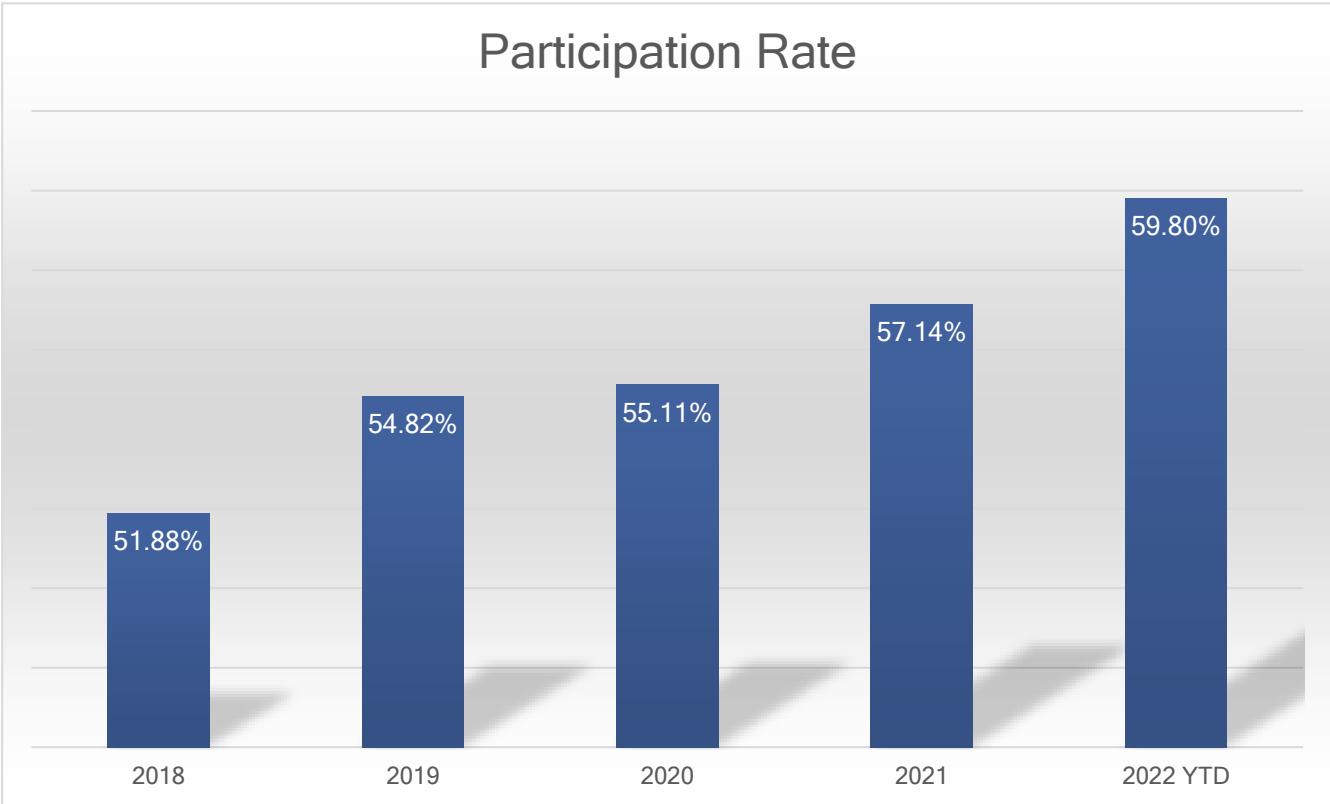
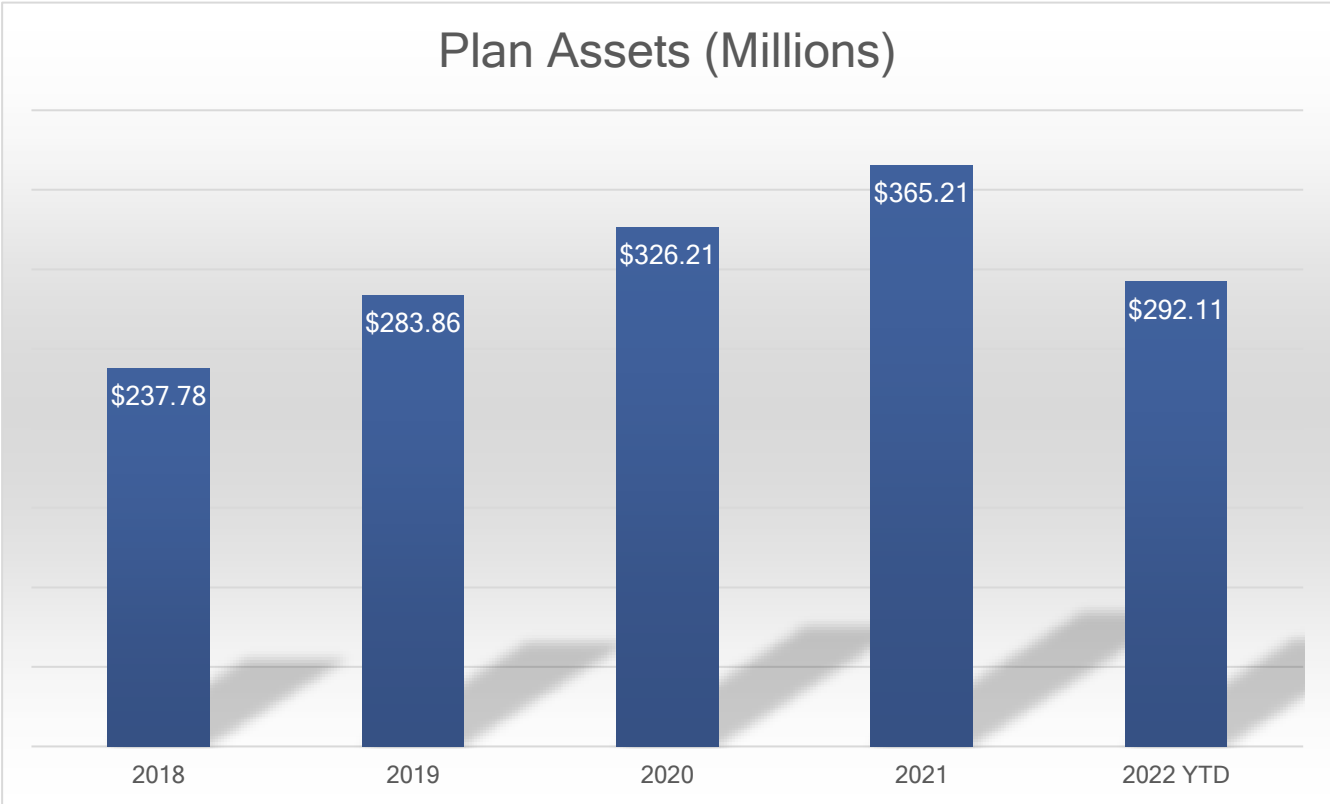


TABLE OF CONTENTS

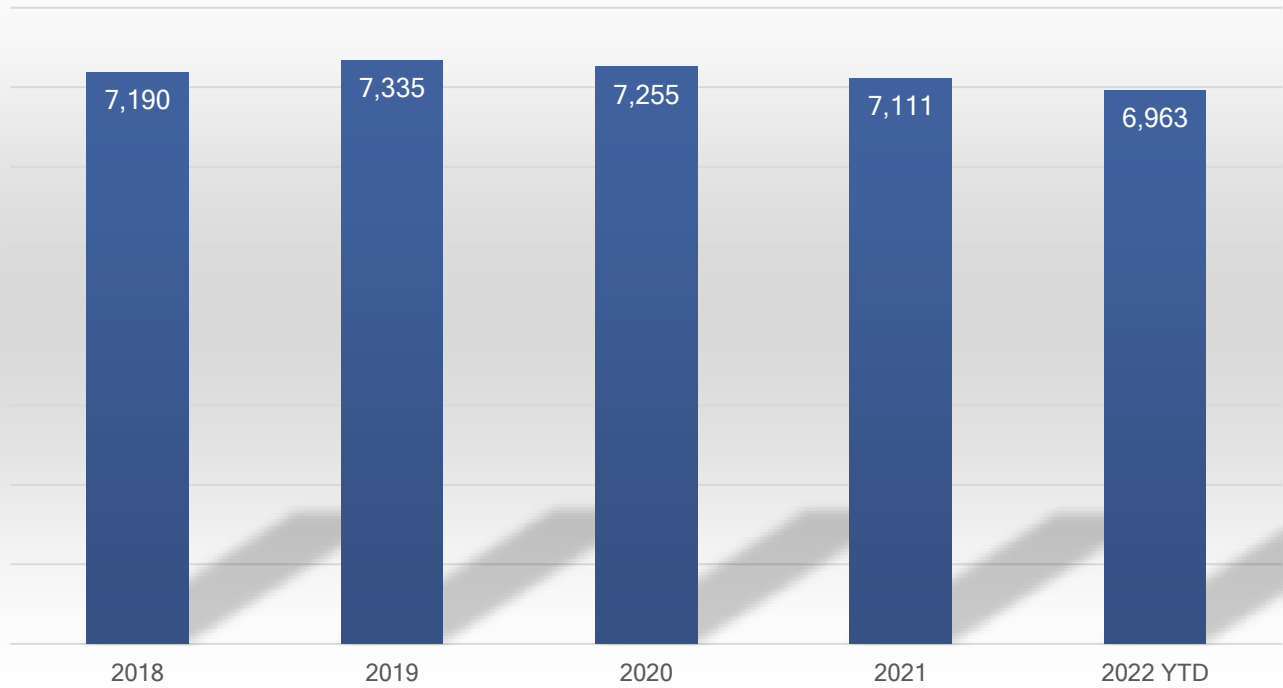
Section 1	Executive Summary
Section 2	Plan Health Report
Section 3	Explicit Asset Fee Summary
Section 4	Fee Normalization Calculation

Executive Summary

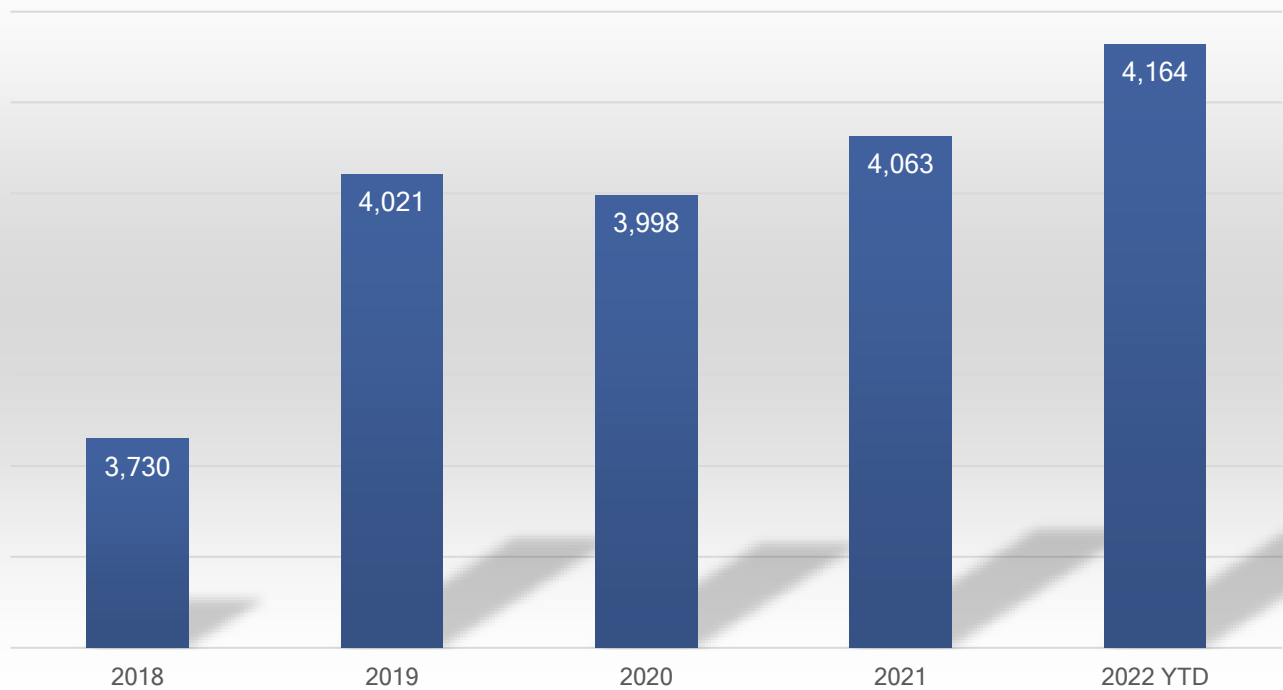
EXECUTIVE SUMMARY



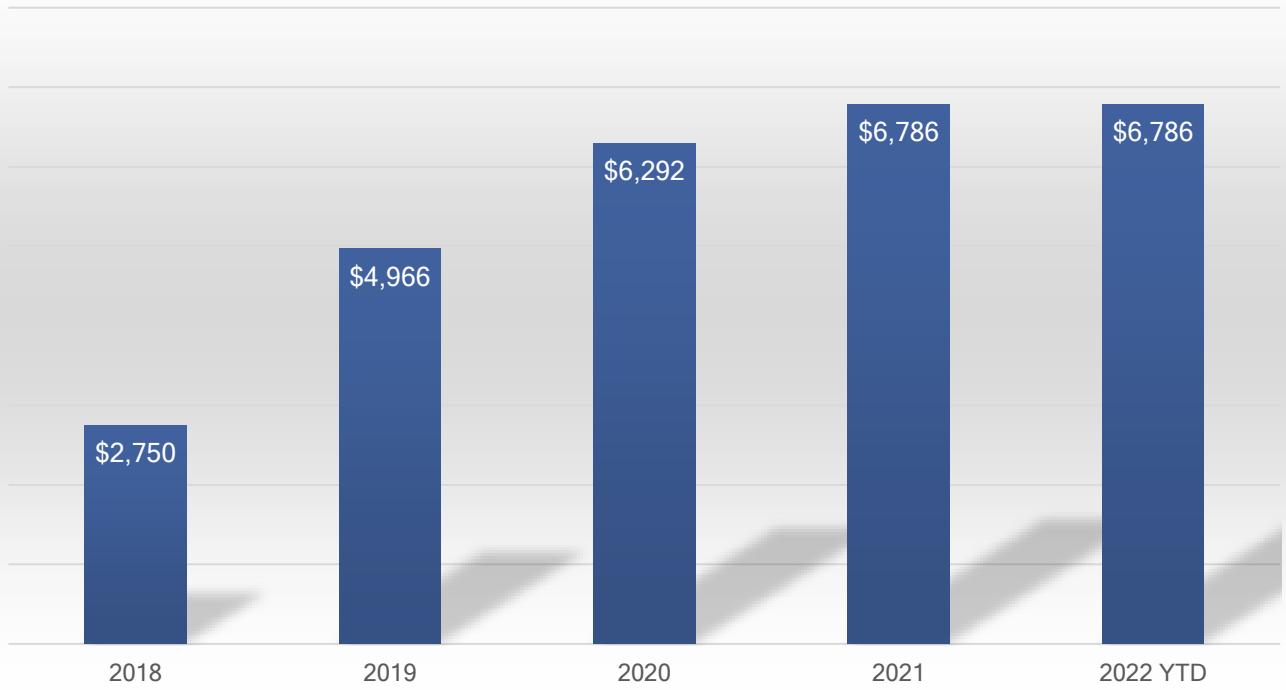
Eligible Employees



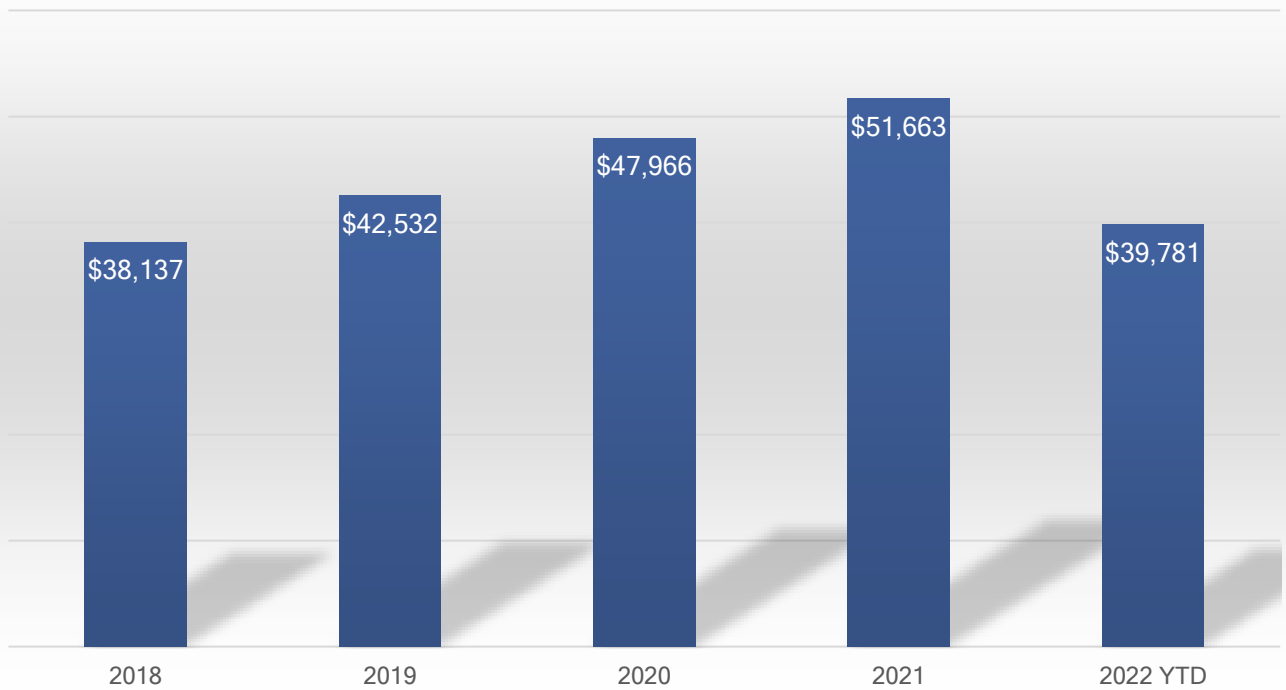
Actively Deferring Participants



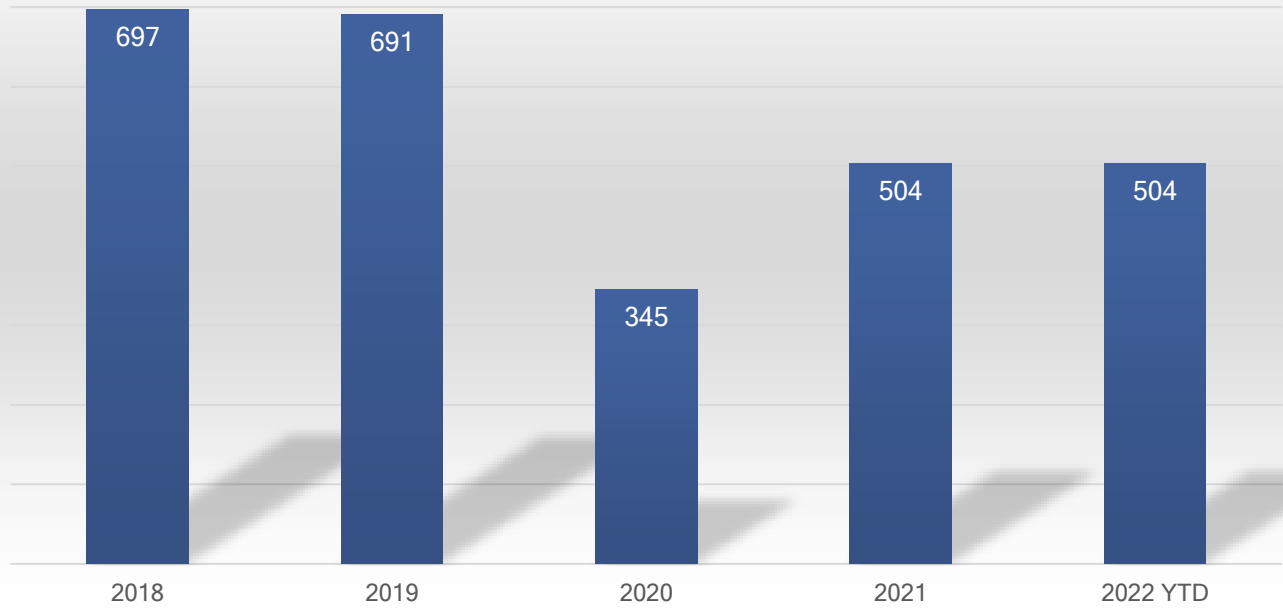
Average Annualized Deferral



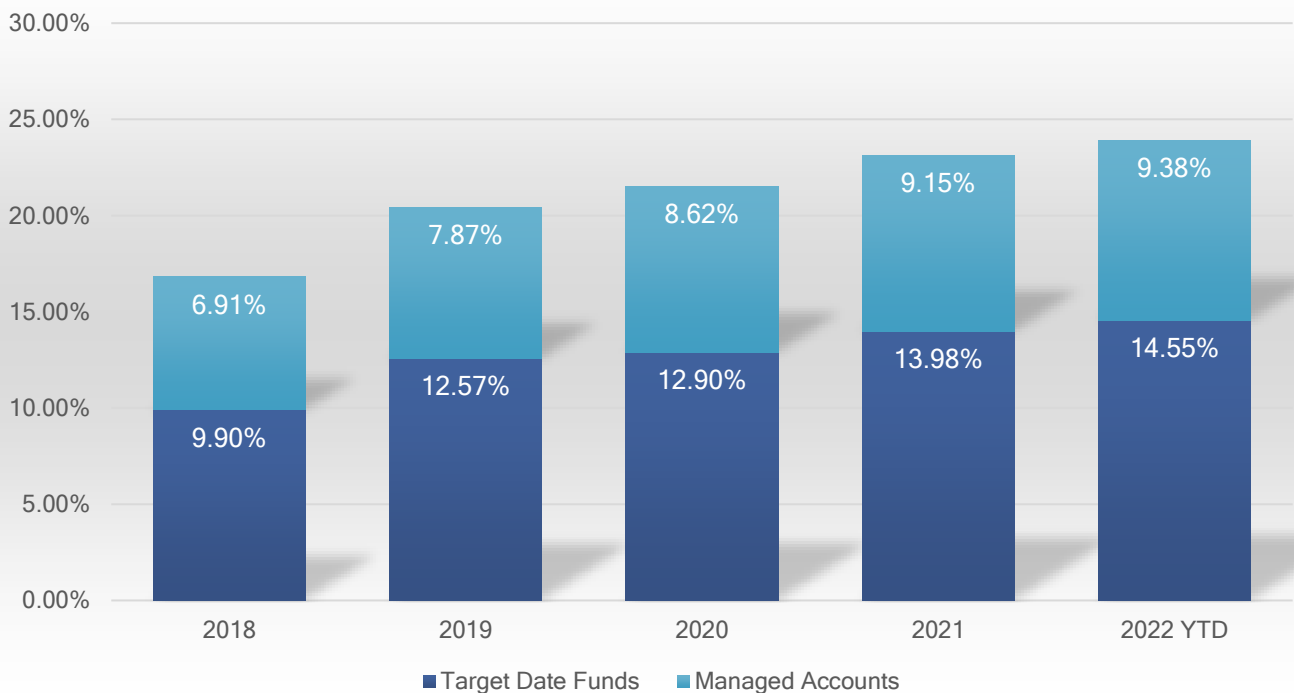
Average Account Balance



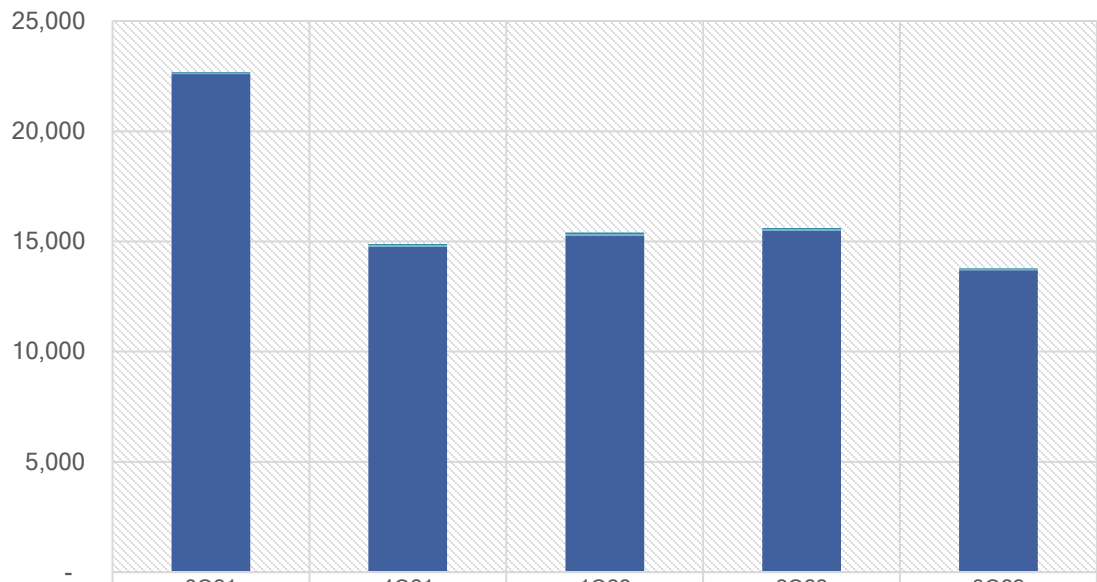
New Enrollments



"Do it for Me" Utilization

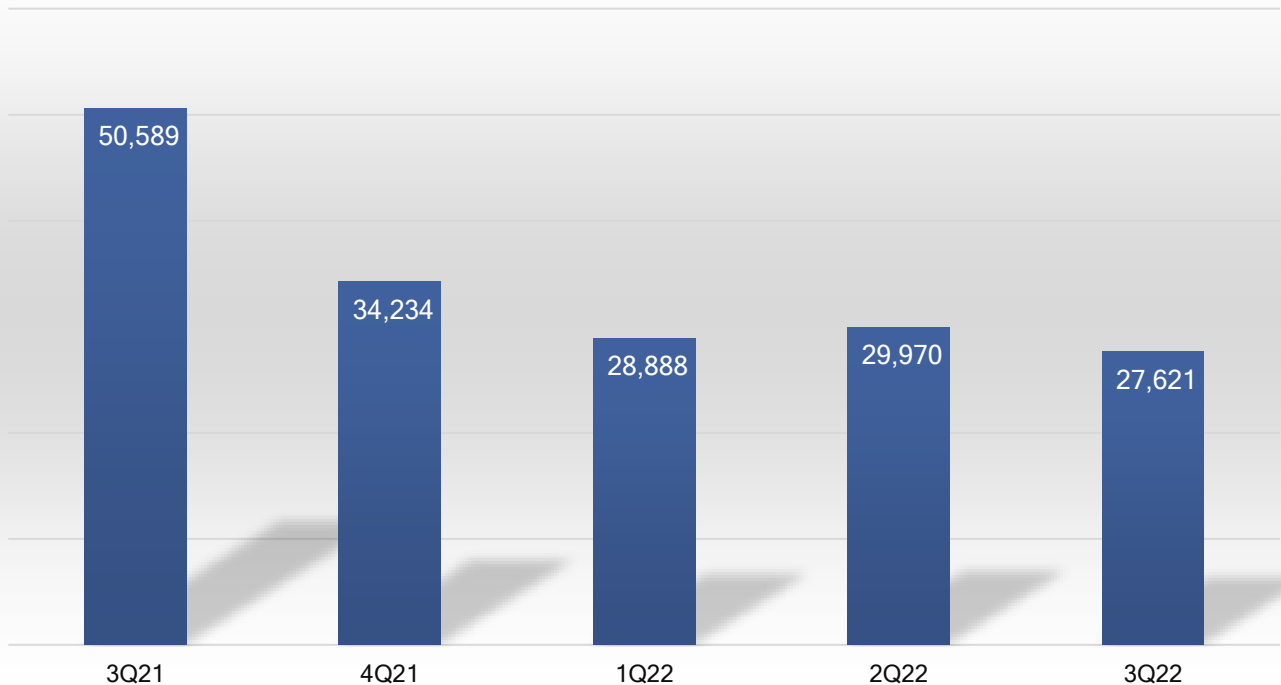


Web Activities by Category



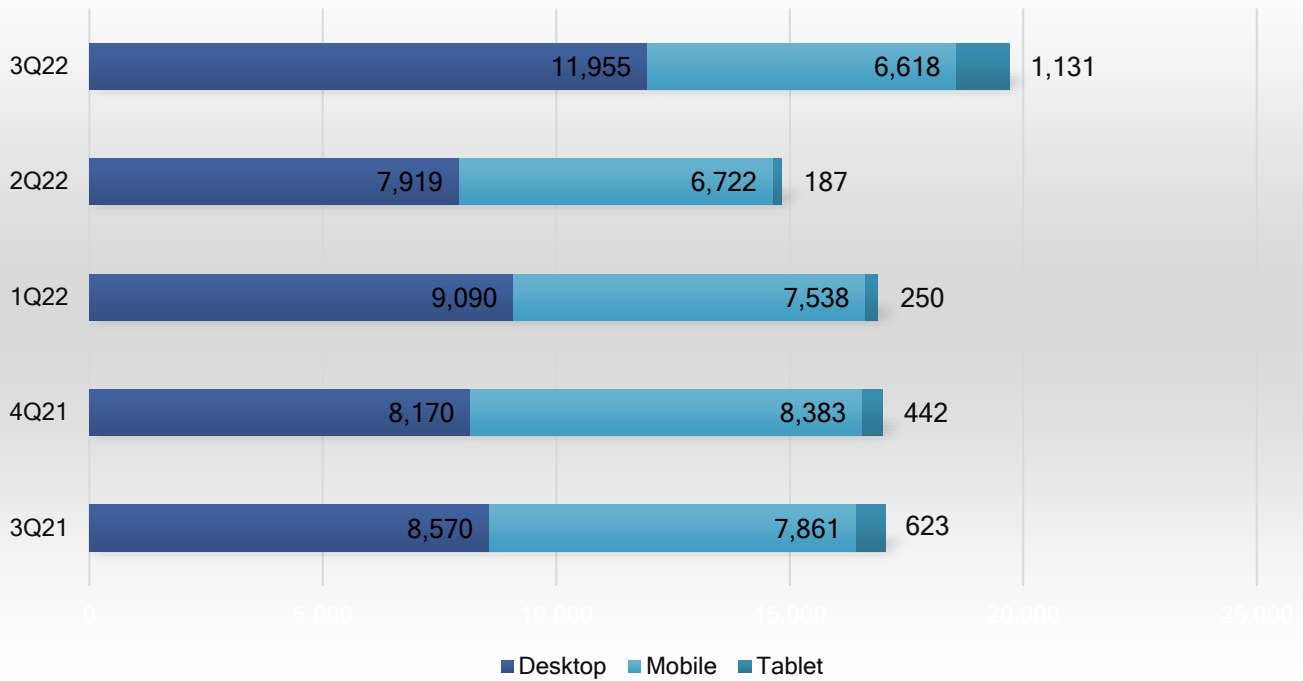
	3Q21	4Q21	1Q22	2Q22	3Q22
Exchanges	52	54	70	64	36
Allocation Changes	40	50	82	54	51
Account Balance Inquires	22,593	14,773	15,257	15,496	13,696

Web Utilization¹

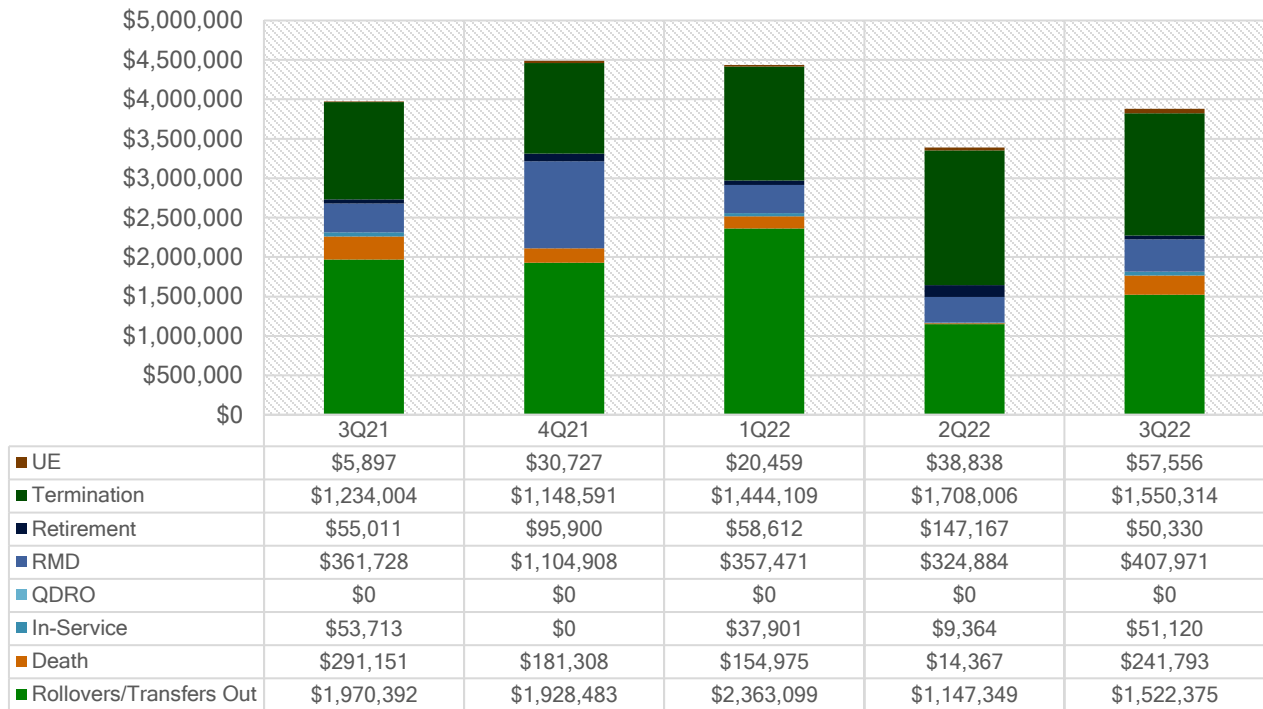


¹Web Utilization represents total web hits for the quarter

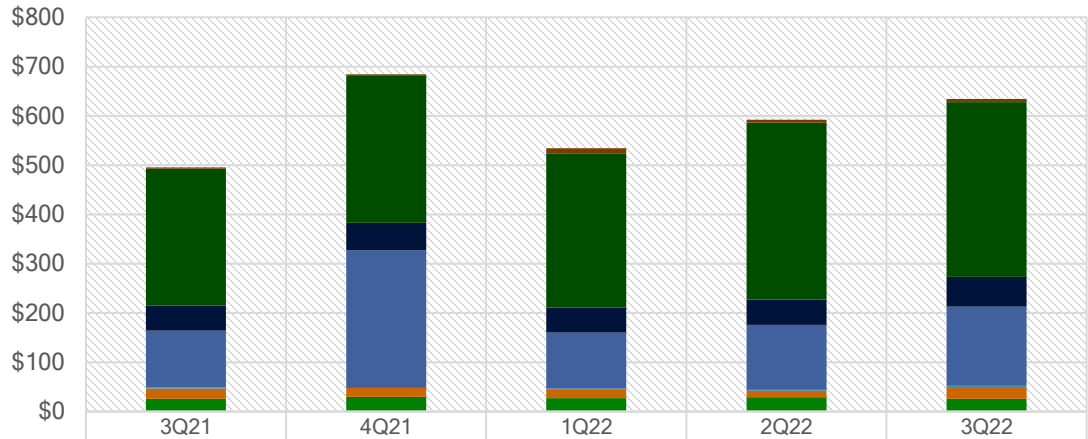
Devices



Distributions Amount

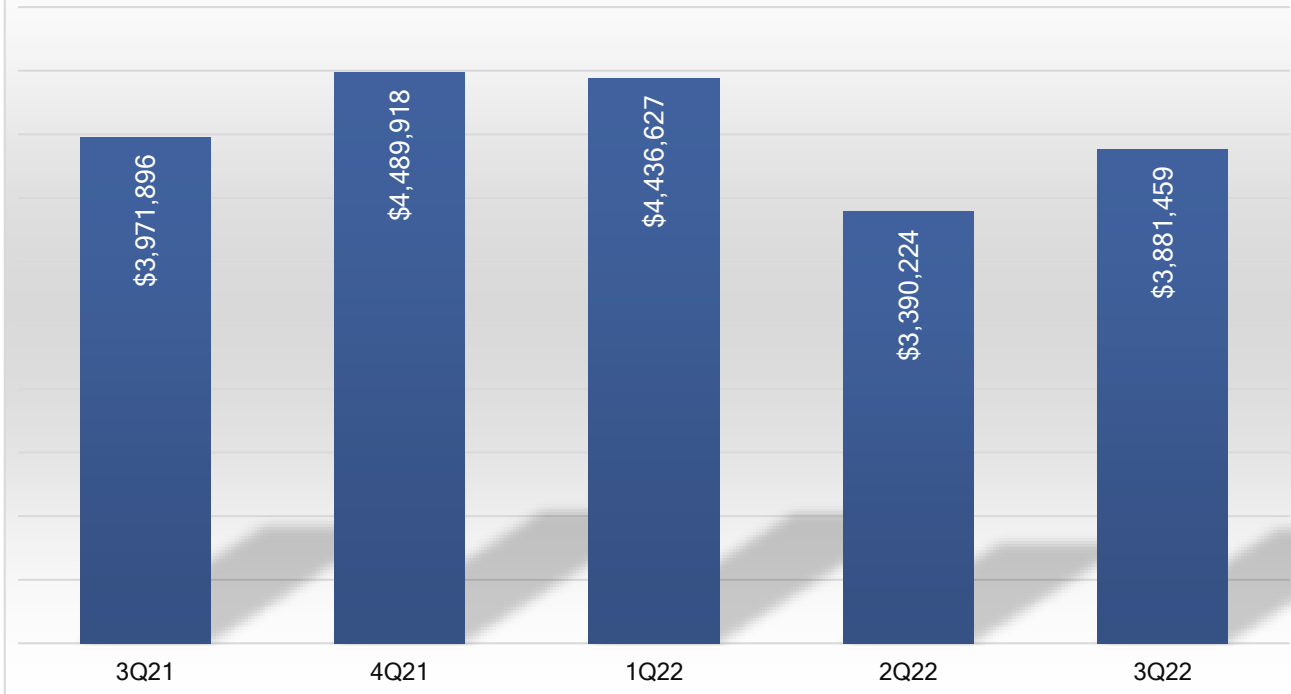


Distributions Count



■ UE	2	3	10	6	6
■ Termination	278	298	313	359	355
■ Retirement	51	56	51	51	60
■ RMD	115	279	113	132	159
■ QDRO	0	0	0	0	0
■ In-Service	2	0	3	2	6
■ Death	21	18	17	13	22
■ Rollovers/Transfers Out	26	30	27	29	26

Total Distributions



Year to Date Rollovers & Transfers Out

Payee	Number of Participants	External Transfer Out 1/1/22 to 9/30/22
ALLIANZ LIFE INSURANCE COMPANY	1	\$ 25,000.00
ASSETMARK TRUST COMPANY	1	\$ 2,119.96
CAPITAL BANK AND TRUST COMPANY	2	\$ 59,555.30
CHARLES SCHWAB & CO INC	2	\$ 43,879.31
DELAWARE LIFE INS CO	1	\$ 161,520.69
EDWARD JONES INVESTMENTS	3	\$ 331,083.86
EMPOWER RETIREMENT	1	\$ 5,439.34
EQUITY TRUST COMPANY	1	\$ 23,089.13
FIDELITY MANAGEMENT TRUST COMPANY	4	\$ 955,228.88
GREAT AMERICAN LIFE INSURANCE COMPANY	1	\$ 15,000.00
GREAT-WEST TRUST COMPANY LLC	2	\$ 61,146.41
JP MORGAN SECURITIES LLC	1	\$ 17,999.81
LINCOLN FINANCIAL GROUP	1	\$ 95,906.27
LPL FINANCIAL LLC	2	\$ 379,800.05
MERRILL LYNCH PIERCE FENNER & SMITH INC	4	\$ 1,021,043.83
NATIONAL FINANCIAL SERVICES	3	\$ 104,361.17
NATIONWIDE	1	\$ 3,400.73
NOBLE CREDIT UNION	2	\$ 47,520.52
NORTH AMERICAN COMPANY	1	\$ 37,165.48
TD AMERITRADE INSTITUTIONAL	6	\$ 957,948.35
THRIFT SAVINGS PLAN	2	\$ 31,936.48
UNITED LIFE INSURANCE COMPANY	1	\$ 37,092.96
UNKNOWN	4	\$ 48,807.36
USAA MUTUAL FUNDS	1	\$ 23,721.55
VANGUARD FIDUCIARY TRUST COMPANY	2	\$ 199,772.14
VANTAGEPOINT TRANSFER AGENTS - 457	3	\$ 12,414.44
VOYA INSTITUTIONAL TRUST COMPANY	1	\$ 66,927.61
WELLS FARGO CLEARING SERVICES LLC	1	\$ 60,627.98
TOTAL	55	\$ 4,829,509.61

Plan Health Report

Explicit Asset Fee Summary

EXPLICIT ASSET FEE SUMMARY

	Plan Sponsor Fee Amount	NRS Fee Amount
July	\$21,356.02	\$26,695.35
August	\$20,756.42	\$25,946.52
September	\$18,787.47	\$23,484.75
3Q2022 Revenue Total	\$60,899.91	\$76,126.62

Fee Normalization Calculation

FEE NORMALIZATION CALCULATION

Fund Name	Fund	Ticker	7/31/2022 Account Value	8/31/2022 Account Value	9/30/2022 Account Value	Jul-2022 Annual Fund Svc Fee Rate	Aug-2022 Annual Fund Svc Fee Rate	Sep-2022 Annual Fund Svc Fee Rate	3Q2022 Fund Service Fee Payment Amount
Alger Small Cap Focus Fund - Class Y	NTVB27	AOFYX	\$6,119,147	\$6,001,607	\$5,511,145	0.000%	0.000%	0.000%	\$0
Alger Spectra Fund - Class Y	NTVB24	ASPYX	\$48,489,899	\$46,254,887	\$41,864,809	0.000%	0.000%	0.000%	\$0
BlackRock Equity Index Fund M	NTV195	BLKBX	\$57,852,499	\$55,327,735	\$50,250,436	0.000%	0.000%	0.000%	\$0
BlackRock Mid Capitalization Equity Index Fund M	NTV196	BLKCX	\$10,603,989	\$10,276,969	\$9,286,401	0.000%	0.000%	0.000%	\$0
BlackRock Russell 2000 Index Fund M	NTV197	BLKDX	\$3,837,075	\$3,753,424	\$3,401,101	0.000%	0.000%	0.000%	\$0
BlackRock US Debt Index Fund W	NTV198	BLKEX	\$8,618,827	\$8,265,341	\$7,643,351	0.000%	0.000%	0.000%	\$0
Columbia Dividend Income Fund - Institutional 3 Class	NTV264	CDDYX	\$18,909,174	\$18,387,984	\$16,949,337	0.000%	0.000%	0.000%	\$0
Columbia Small Cap Value Fund II - Institutional 3 Class	NTVE75	CRRYX	\$2,028,194	\$1,960,435	\$1,789,133	0.000%	0.000%	0.000%	\$0
Fidelity Advisor Real Estate Income Fund - Institutional Class	NTV265	FRIRX	\$2,428,165	\$2,354,929	\$2,219,167	0.250%	0.250%	0.250%	\$1,472
Franklin Utilities Fund - Class R6	NTV266	FURFX	\$4,833,976	\$4,831,116	\$4,311,731	0.000%	0.000%	0.000%	\$0
Fresno County Stable Value Fund	NTG004	Fixed	\$70,842,826	\$70,823,028	\$70,994,889	0.000%	0.000%	0.000%	\$0
Great-West Lifetime 2015 Trust	NTV354	GWLFX	\$3,696,208	\$3,599,902	\$3,379,217	0.000%	0.000%	0.000%	\$0
Great-West Lifetime 2020 Trust	NTVA03	XX180	\$13,213	\$13,087	\$12,636	0.000%	0.000%	0.000%	\$0
Great-West Lifetime 2025 Trust	NTV355	GWLGX	\$12,249,072	\$11,892,169	\$11,088,539	0.000%	0.000%	0.000%	\$0
Great-West Lifetime 2030 Trust	NTVA04	XX181	\$1,676,285	\$1,641,413	\$1,528,195	0.000%	0.000%	0.000%	\$0
Great-West Lifetime 2035 Trust	NTV356	GWLHX	\$9,612,400	\$9,364,493	\$8,691,948	0.000%	0.000%	0.000%	\$0
Great-West Lifetime 2040 Trust	NTVA05	XX182	\$72,171	\$70,063	\$65,349	0.000%	0.000%	0.000%	\$0
Great-West Lifetime 2045 Trust	NTV357	ZZ153	\$10,158,218	\$9,894,269	\$9,237,302	0.000%	0.000%	0.000%	\$0
Great-West Lifetime 2050 Trust	NTVA06	XX183	\$122,162	\$119,993	\$112,572	0.000%	0.000%	0.000%	\$0
Great-West Lifetime 2055 Trust	NTV358	GWLJX	\$8,139,875	\$7,960,542	\$7,449,310	0.000%	0.000%	0.000%	\$0
Great-West Lifetime 2060 Trust	NTVD17	XX293	\$40,412	\$47,643	\$57,506	0.000%	0.000%	0.000%	\$0
Invesco Developing Markets Fund - Class R6	NTV08X	ODVIX	\$2,830,064	\$2,768,942	\$2,521,725	0.000%	0.000%	0.000%	\$0
Loan Outstanding Principal Balance	LXM001	Loan	\$5,199,791	\$5,147,035	\$5,074,646	0.000%	0.000%	0.000%	\$0
Metropolitan West Funds - Total Return Bond Fund - Plan Class	NTV381	MWTSX	\$7,226,054	\$6,939,164	\$6,453,538	0.000%	0.000%	0.000%	\$0
T. Rowe Price Mid-Cap Growth Fund - I Class	NTV981	RPTIX	\$7,191,623	\$6,839,154	\$6,256,407	0.000%	0.000%	0.000%	\$0
T. Rowe Price Overseas Stock Fund - I Class	NTV509	TROIX	\$10,776,062	\$10,357,395	\$9,495,382	0.000%	0.000%	0.000%	\$0
Vanguard Developed Markets Index Fund - Admiral Shares	NTV370	VTMGX	\$4,145,051	\$4,034,875	\$3,674,580	0.000%	0.000%	0.000%	\$0
Vanguard Total International Bond Index Fund - Admiral Shares	NTV668	VTABX	\$2,083,170	\$1,975,425	\$1,745,052	0.000%	0.000%	0.000%	\$0
Total			\$319,795,601	\$310,903,020	\$291,065,405				\$1,472

The information contained on this report is confidential and proprietary to Nationwide Retirement Solutions. It is therefore not subject to disclosure to a third party via the Freedom of Information Act or any other means.

Your Dedicated Service Team

YOUR DEDICATED SERVICE TEAM

Plan Sponsor Experience

Jim Keeler,
Executive Relationship Mgr
keelerj@nationwide.com
(602) 293-1153

Greg Sabin,
Program Director
sabing@nationwide.com
(916) 538-3937

Nate Schroeder,
Relationship Consultant
(Operations)
schroen1@nationwide.com
(614) 435-5892

Participants Experience

Deanna Sisk,
Retirement Specialist
siskd2@nationwide.com
(559)-530-8550

**Retirement Resource
Group**

**Participant Solution
Center**
nrsforu@nationwide.com
(877) 693-2457