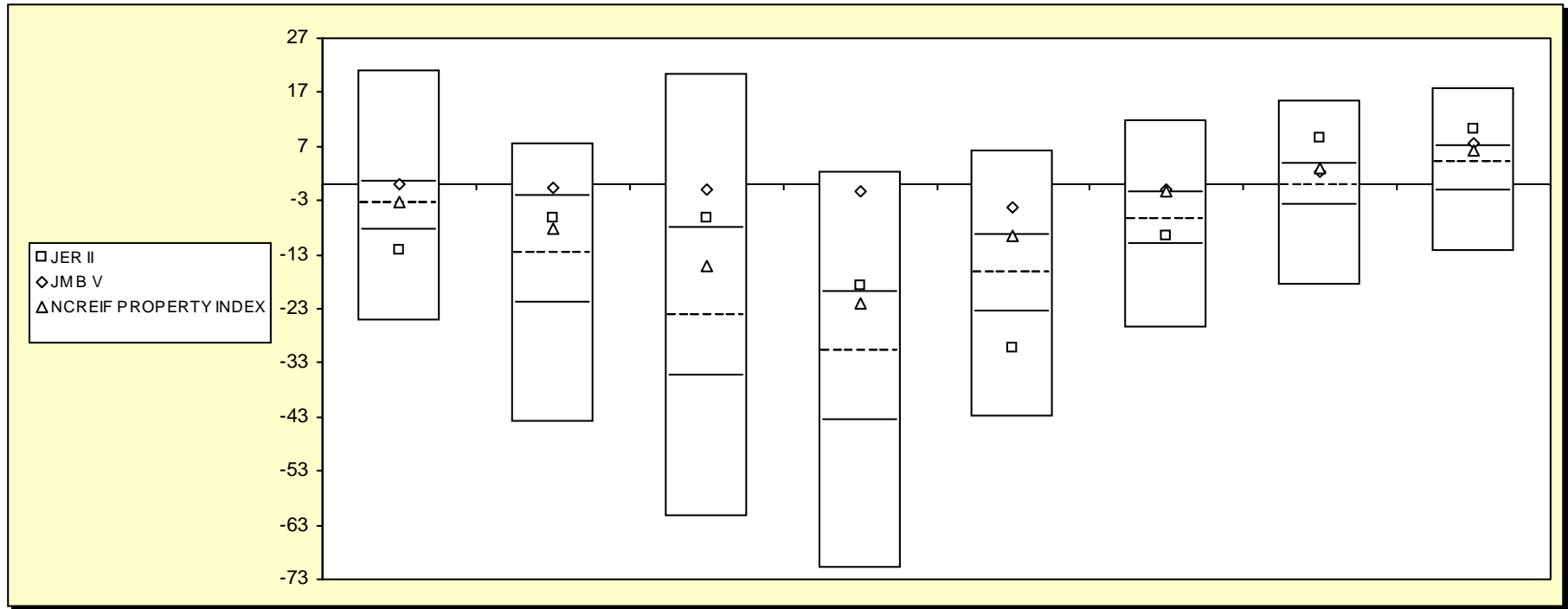


# Fresno County Employees' Retirement Association

## Cumulative Performance Comparisons

Period Ending: September 30, 2009



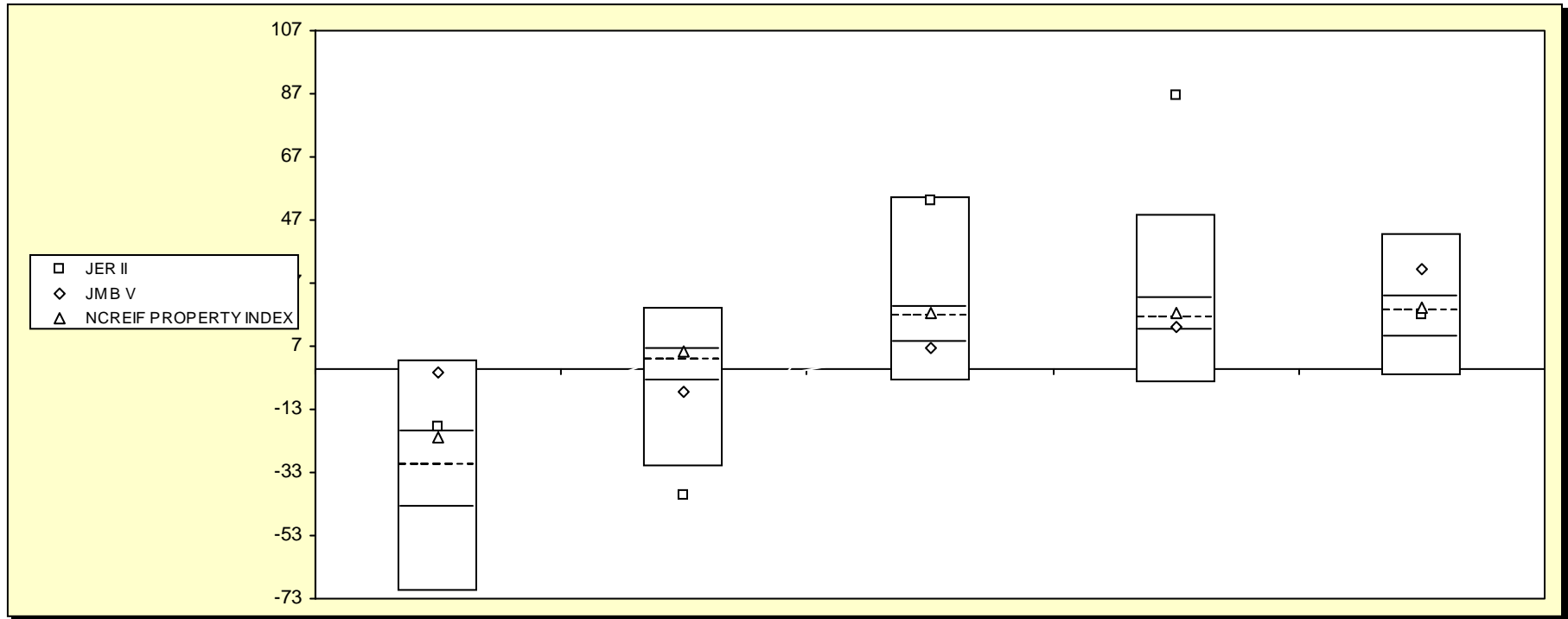
### Real Estate Funds

	Last Quarter		Two Quarters		Three Quarters		One Year		Two Years		Three Years		Four Years		Five Years	
	Return	Rank	Return	Rank	Return	Rank	Return	Rank	Return	Rank	Return	Rank	Return	Rank	Return	Rank
5th Percentile	21.1		7.7		20.5		2.5		6.2		11.8		15.3		17.9	
25th Percentile	0.2		-2.3		-8.0		-20.2		-9.7		-1.5		3.6		6.9	
50th Percentile	-3.7		-12.7		-24.5		-31.0		-16.4		-6.5		-0.5		3.9	
75th Percentile	-8.7		-22.0		-35.4		-43.9		-23.8		-11.1		-4.0		-1.3	
95th Percentile	-25.2		-44.2		-61.5		-71.0		-43.0		-26.6		-18.7		-12.6	
JER II	-12.0	79	-6.3	34	-6.1	24	-18.8	24	-30.3	82	-9.4	66	8.5	17	10.1	19
JMB V	0.0	26	-0.6	22	-1.1	20	-1.2	8	-4.3	18	-0.9	24	2.5	32	7.6	24
NCREIF PROPERTY INDEX	-3.3	48	-8.3	40	-15.1	36	-22.1	29	-9.4	25	-1.3	25	3.1	28	6.2	31

# Fresno County Employees' Retirement Association

## Consecutive Performance Comparisons

Period Ending: September 30, 2009

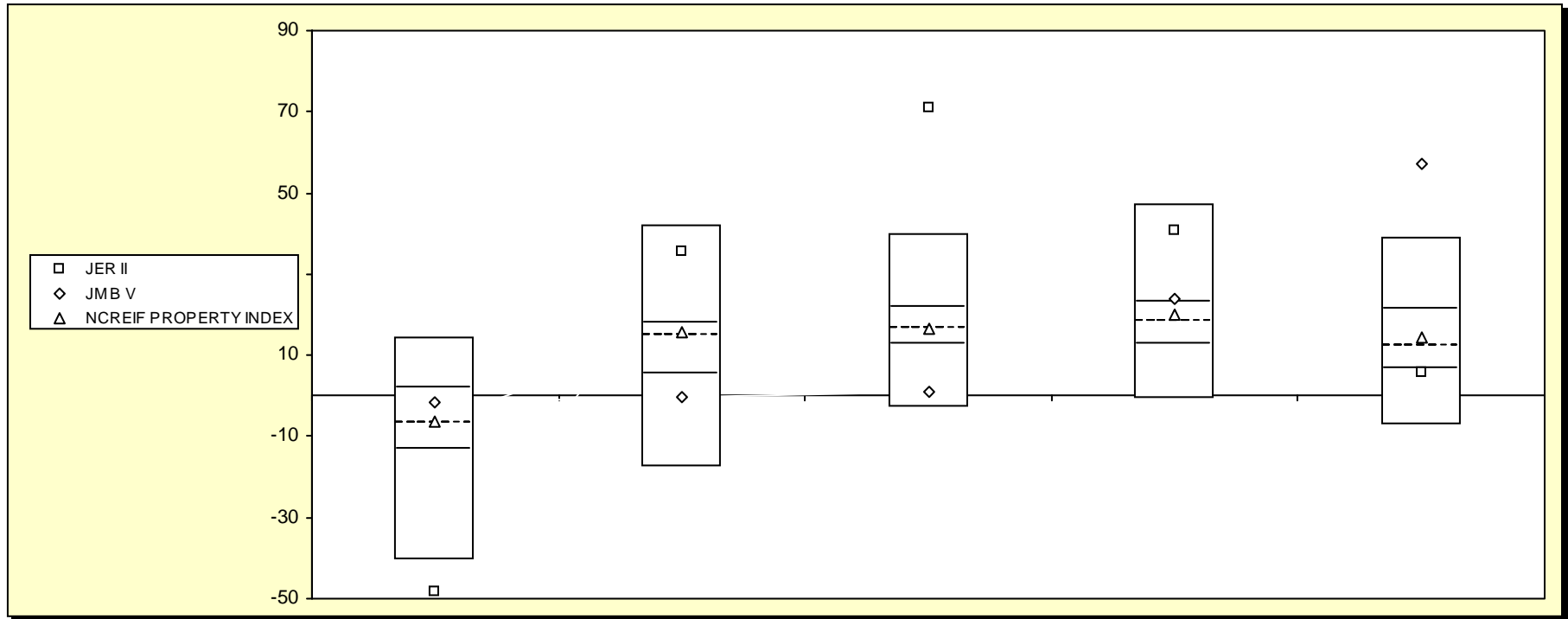


Real Estate Funds	September 2009		September 2008		September 2007		September 2006		September 2005	
	Return	Rank	Return	Rank	Return	Rank	Return	Rank	Return	Rank
5th Percentile	2.5		19.4		54.0		48.5		42.4	
25th Percentile	-20.2		6.0		19.3		21.9		22.6	
50th Percentile	-31.0		2.6		16.3		16.1		18.0	
75th Percentile	-43.9		-3.9		8.3		11.8		9.7	
95th Percentile	-71.0		-31.5		-3.9		-4.6		-2.5	
JER II	-18.8	24	-40.1	97	52.9	6	86.5	1	16.8	53
JMB V	-1.2	8	-7.3	78	6.2	78	13.3	66	31.2	16
NCREIF PROPERTY INDEX	-22.1	29	5.3	30	17.3	42	17.6	44	19.2	43

# Fresno County Employees' Retirement Association

Fbox Annual - Five Year

Period Ending: September 30, 2009

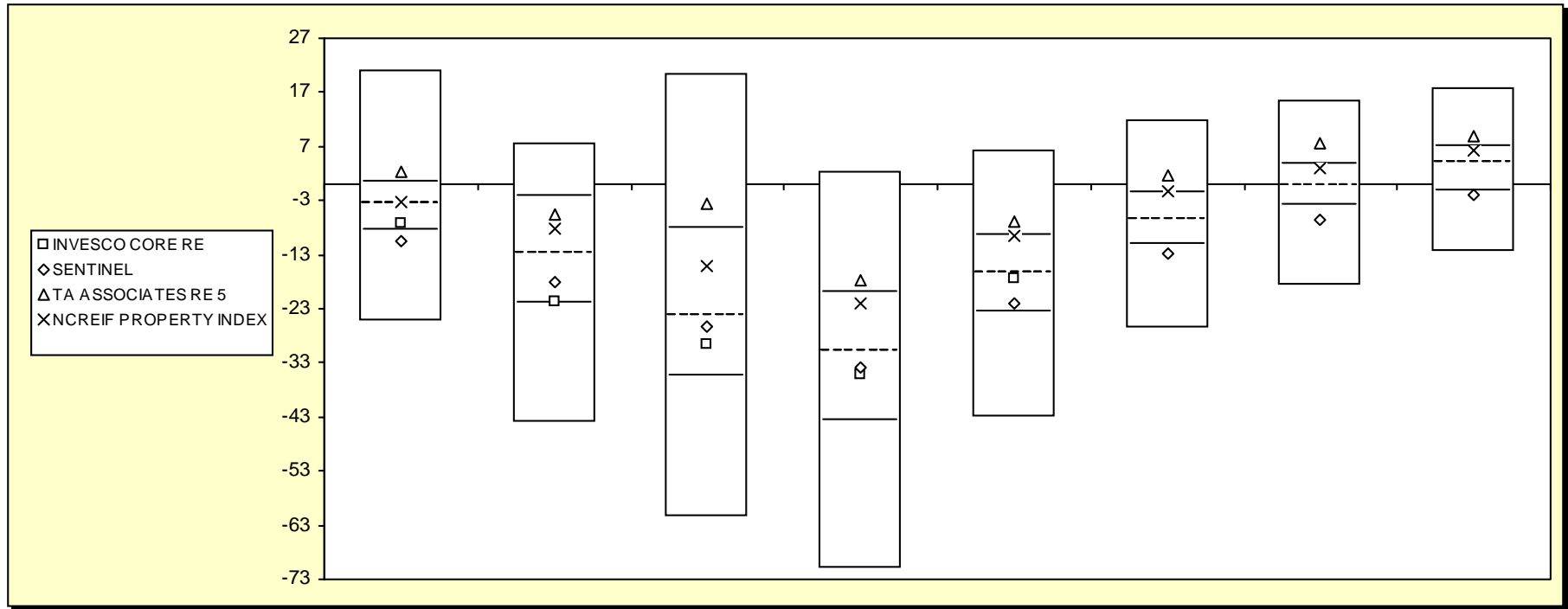


Real Estate Funds	December 2008		December 2007		December 2006		December 2005		December 2004	
	Return	Rank	Return	Rank	Return	Rank	Return	Rank	Return	Rank
5th Percentile	14.5		42.0		39.8		47.1		38.9	
25th Percentile	1.8		17.8		21.7		22.8		21.3	
50th Percentile	-7.0		14.6		16.3		18.2		12.4	
75th Percentile	-13.1		5.3		12.9		12.7		6.6	
95th Percentile	-40.6		-17.4		-2.7		-0.7		-7.1	
JER II	-48.2	96	35.5	10	71.2	1	41.0	10	5.7	76
JMB V	-1.5	34	-0.2	80	1.0	90	23.8	24	57.3	2
NCREIF PROPERTY INDEX	-6.5	49	15.8	40	16.6	49	20.1	40	14.5	44

# Fresno County Employees' Retirement Association

## Cumulative Performance Comparisons

Period Ending: September 30, 2009



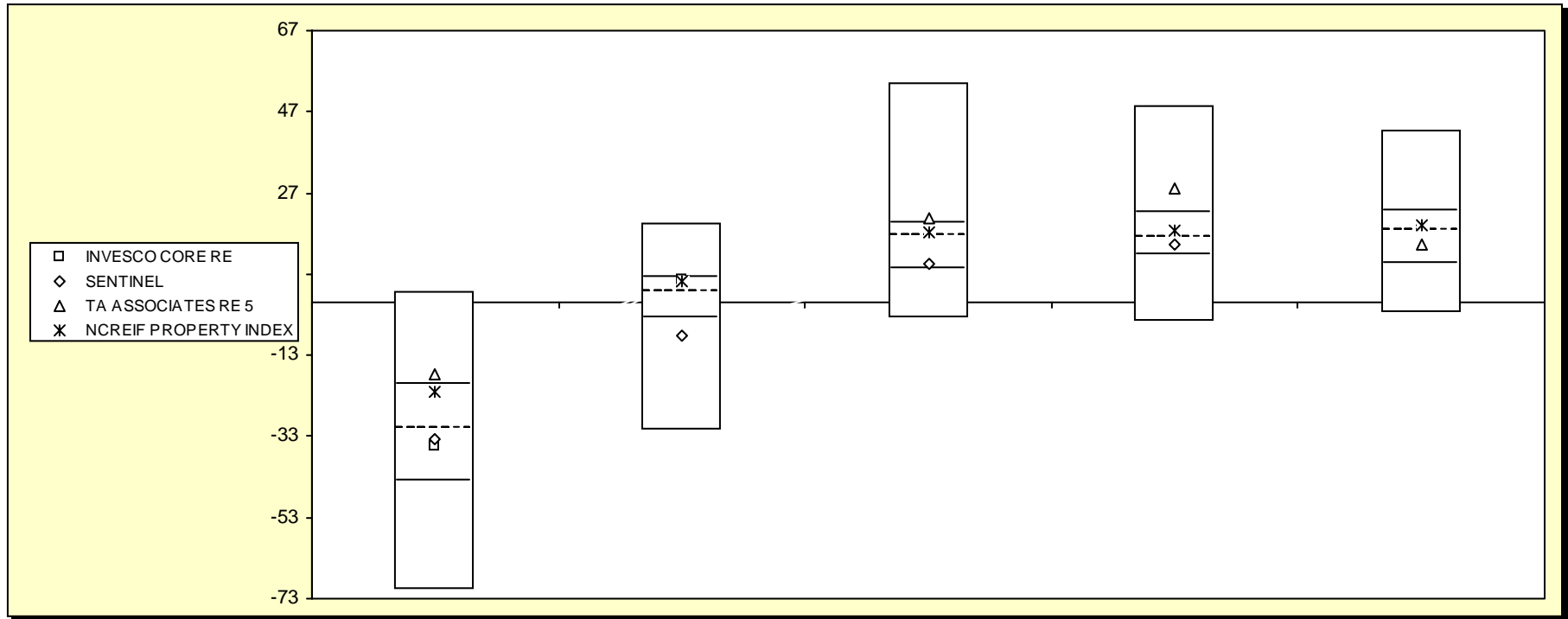
### Real Estate Funds

	Last Quarter		Two Quarters		Three Quarters		One Year		Two Years		Three Years		Four Years		Five Years	
	Return	Rank	Return	Rank	Return	Rank	Return	Rank	Return	Rank	Return	Rank	Return	Rank	Return	Rank
5th Percentile	21.1		7.7		20.5		2.5		6.2		11.8		15.3		17.9	
25th Percentile	0.2		-2.3		-8.0		-20.2		-9.7		-1.5		3.6		6.9	
50th Percentile	-3.7		-12.7		-24.5		-31.0		-16.4		-6.5		-0.5		3.9	
75th Percentile	-8.7		-22.0		-35.4		-43.9		-23.8		-11.1		-4.0		-1.3	
95th Percentile	-25.2		-44.2		-61.5		-71.0		-43.0		-26.6		-18.7		-12.6	
INVESCO CORE RE	-7.1	67	-21.7	74	-29.4	61	-35.3	58	-17.2	53			-6.6	78	-1.9	76
SENTINEL	-10.4	77	-18.2	65	-26.4	55	-33.8	55	-22.0	69	-12.7	77	-6.6	78	-1.9	76
TA ASSOCIATES RE 5	2.2	23	-5.6	33	-3.7	22	-17.7	23	-6.9	22	1.5	20	7.6	18	8.9	21
NCREIF PROPERTY INDEX	-3.3	48	-8.3	40	-15.1	36	-22.1	29	-9.4	25	-1.3	25	3.1	28	6.2	31

# Fresno County Employees' Retirement Association

## Consecutive Performance Comparisons

Period Ending: September 30, 2009

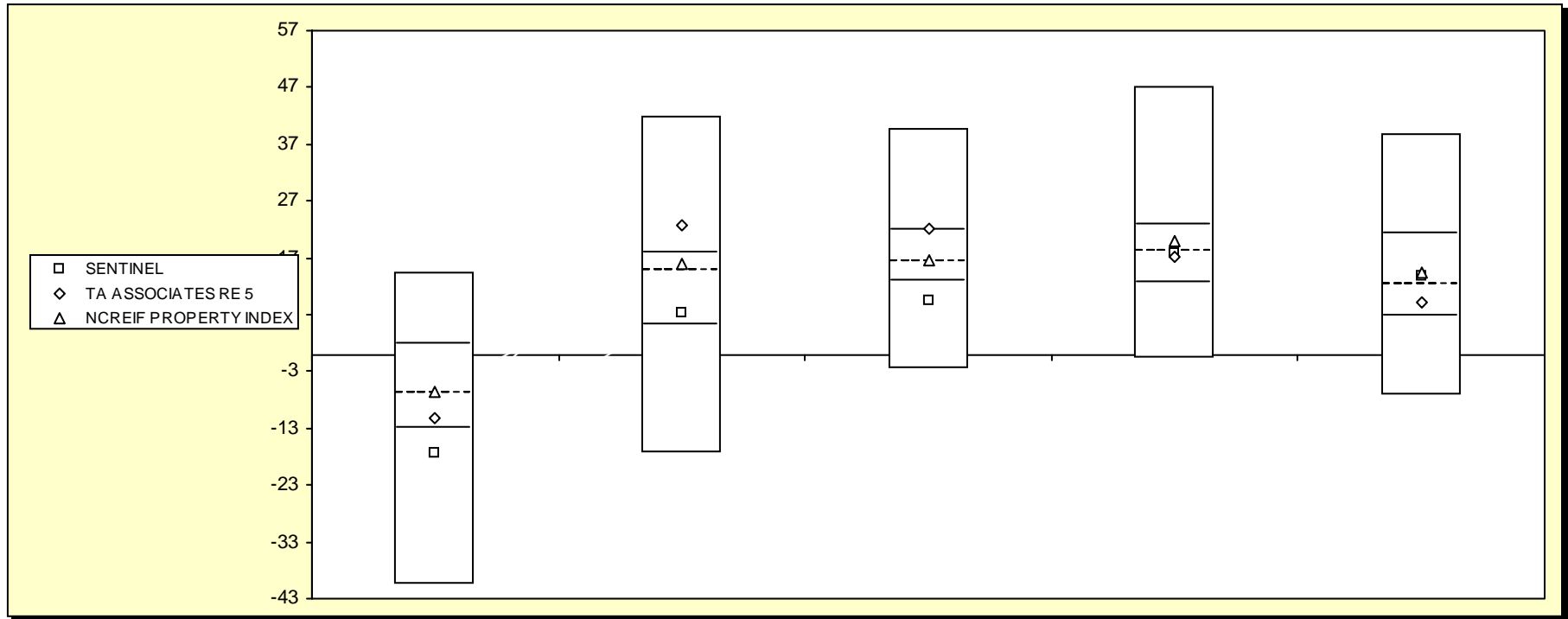


Real Estate Funds	September 2009		September 2008		September 2007		September 2006		September 2005	
	Return	Rank	Return	Rank	Return	Rank	Return	Rank	Return	Rank
5th Percentile	2.5		19.4		54.0		48.5		42.4	
25th Percentile	-20.2		6.0		19.3		21.9		22.6	
50th Percentile	-31.0		2.6		16.3		16.1		18.0	
75th Percentile	-43.9		-3.9		8.3		11.8		9.7	
95th Percentile	-71.0		-31.5		-3.9		-4.6		-2.5	
INVESCO CORE RE	-35.3	58	5.8	26						
SENTINEL	-33.8	55	-8.2	78	9.6	71	14.4	60	19.2	43
TA ASSOCIATES RE 5	-17.7	23	5.2	31	20.9	24	28.0	20	14.1	62
NCREIF PROPERTY INDEX	-22.1	29	5.3	30	17.3	42	17.6	44	19.2	43

# Fresno County Employees' Retirement Association

Consecutive Annual - Five Year

Period Ending: September 30, 2009



Real Estate Funds	December 2008		December 2007		December 2006		December 2005		December 2004	
	Return	Rank	Return	Rank	Return	Rank	Return	Rank	Return	Rank
5th Percentile	14.5		42.0		39.8		47.1		38.9	
25th Percentile	1.8		17.8		21.7		22.8		21.3	
50th Percentile	-7.0		14.6		16.3		18.2		12.4	
75th Percentile	-13.1		5.3		12.9		12.7		6.6	
95th Percentile	-40.6		-17.4		-2.7		-0.7		-7.1	
SENTINEL	-17.3	78	7.4	69	9.4	80	17.8	52	13.7	46
TA ASSOCIATES RE 5	-11.3	68	22.6	21	22.2	24	17.2	55	9.1	64
NCREIF PROPERTY INDEX	-6.5	49	15.8	40	16.6	49	20.1	40	14.5	44