

Keenan Pharmacy Services
San Joaquin Valley Insurance Authority (SJVIA)
EmpiRx Health – 2022 Utilization Overview

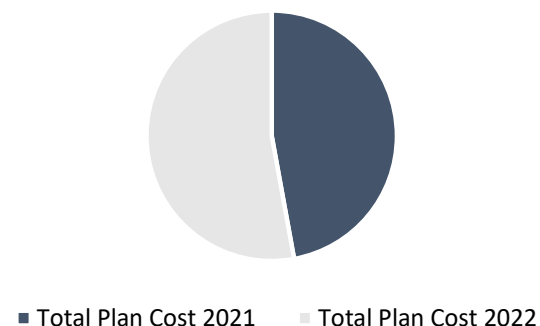
Annual Pharmacy Benefit Metrics Consultant's Report

SJVIA- EmpiRx Health - 2022 Overview:

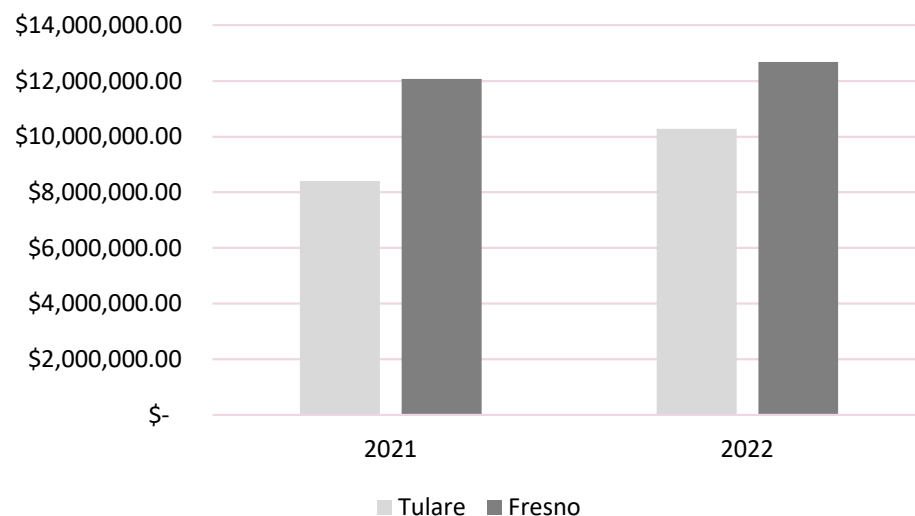
Total Plan Cost	2021	2022	Increase
Tulare	\$8,397,297	\$10,283,239	22.46%
Fresno	\$12,075,665	\$12,683,291	5.03%
Totals:	\$20,472,962	\$22,966,530	12.18%

- SJVIA's total plan cost increased in 2022 by 12.18% to \$22,966,530
 - Tulare: \$10,283,239 in plan cost
 - Fresno: \$12,683,291 in plan cost
 - The increase in plan spend can be attributed to increased Specialty utilization
- SJVIA's Specialty plan cost increased in 2022 by 30.8% to \$10,526,068

SJVIA Total Plan Cost

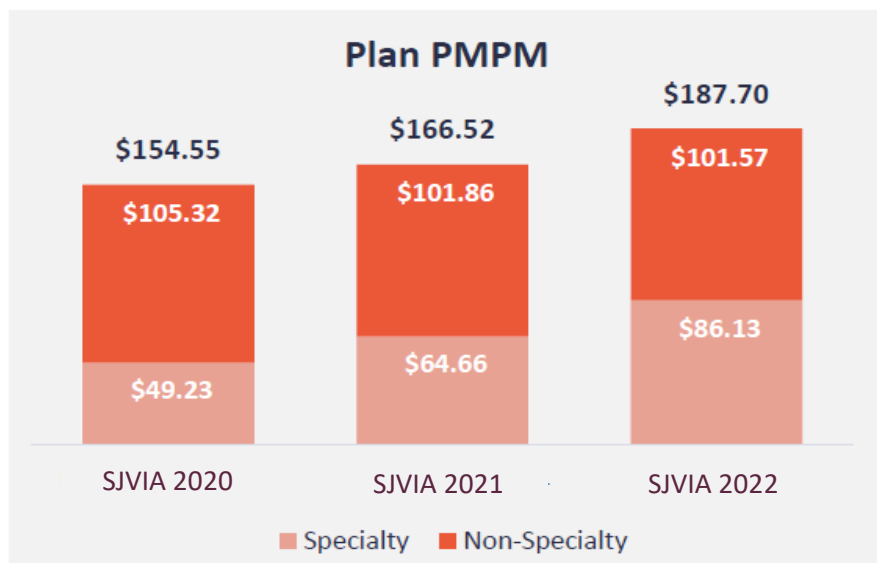


Plan Cost By County



Executive Summary

SJVIA Tulare & Fresno



Clinical Savings

(Jan - Sep 2022)

\$3,559,623

Data & Industry Insights

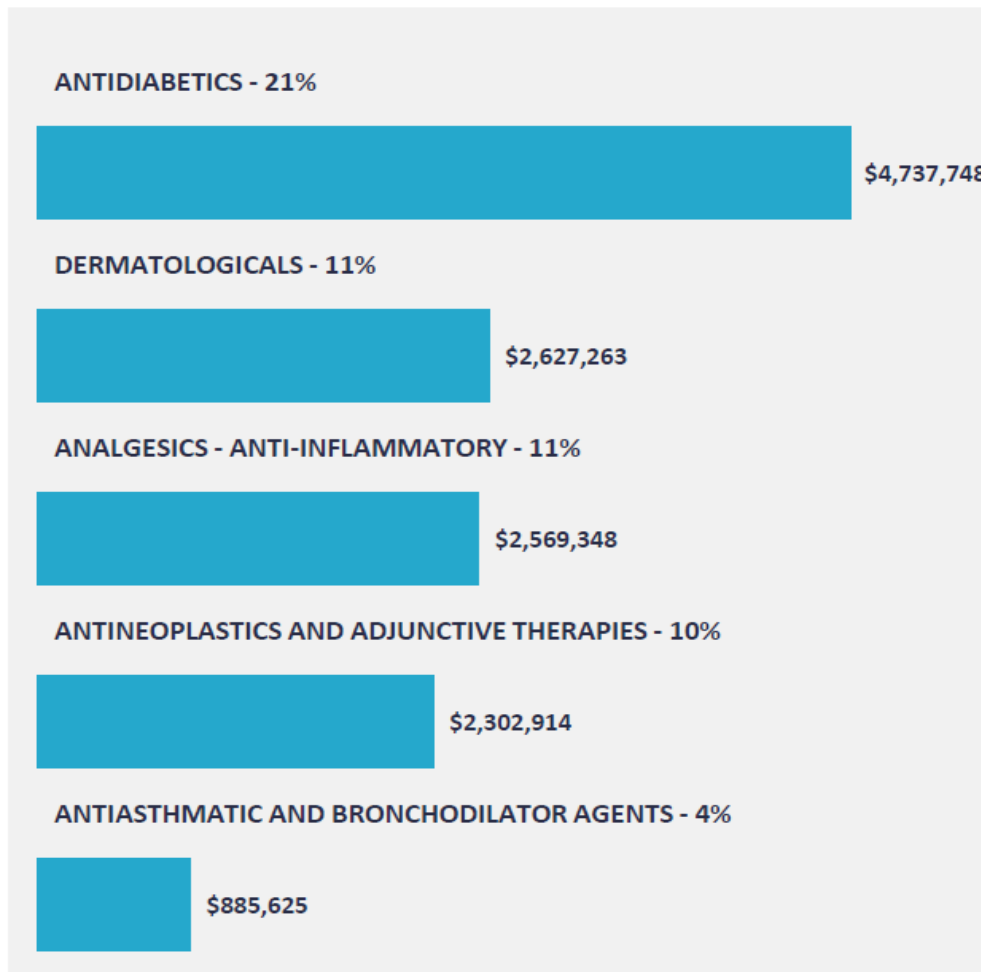
- Negative non-specialty PMPM trend with flat cost per adj claim over three years with EmpiRx Health (2020-2022)
- Drivers of specialty spend in 2023 include:
 - Humira Pen - increased utilization & inflation (\$9.40 PMPM increase vs. 2022)
 - Empaveli - moved from medical to pharmacy in Q4 2022 (\$7.47 PMPM increase vs. 2022)
- Variable Copay Assistance Program (VCAP) to be implemented to contain Increased specialty spend and utilization



Your Drivers of Plan Spend

SJVA Tulare & Fresno

Top 5 Therapeutic Drug Groups for 2022



15% of spend attributed to
Humira Pen with 166 claims and 22 utilizers
Ozempic with 855 claims and 195 utilizers
Trulicity with 781 claims and 144 utilizers

Opioids
accounted for 1.2% (\$279,647) of total plan paid
with 23.4% (\$65,364) attributed to opioid
dependence treatments

Behavioral Health
accounted for 4.6% (\$1,059,143) of total plan
paid with 11,071 claims and 1,923 utilizers



Specialty Medication Dashboard

SJVIA Tulare & Fresno

Top 5 Categories

ANALGESICS - ANTI-INFLAMMATORY



ANTINEOPLASTICS AND ADJUNCTIVE THERAPIES



DERMATOLOGICALS



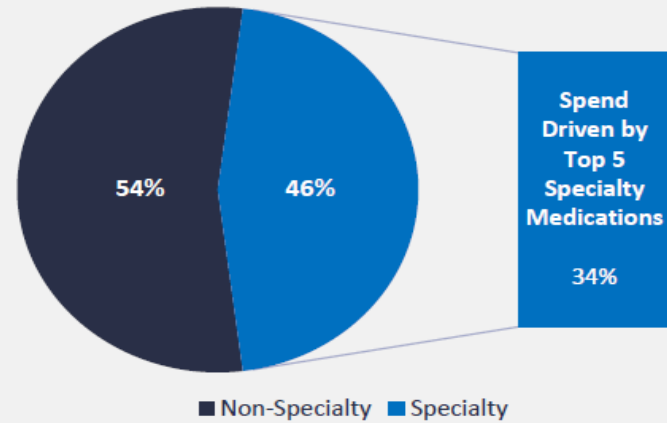
ANTIVIRALS



PSYCHOTHERAPEUTIC AND NEUROLOGICAL AGENTS - MISC.



Specialty: 2.3% of claims attributed to 46% of total spend



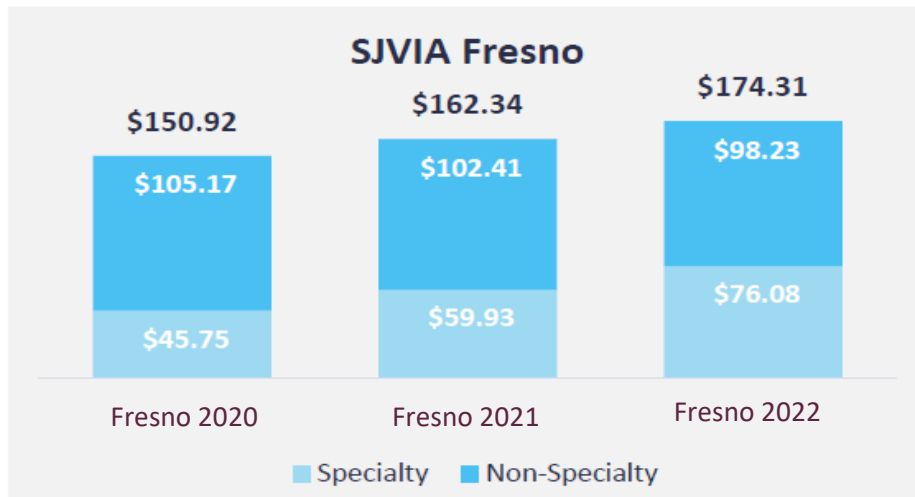
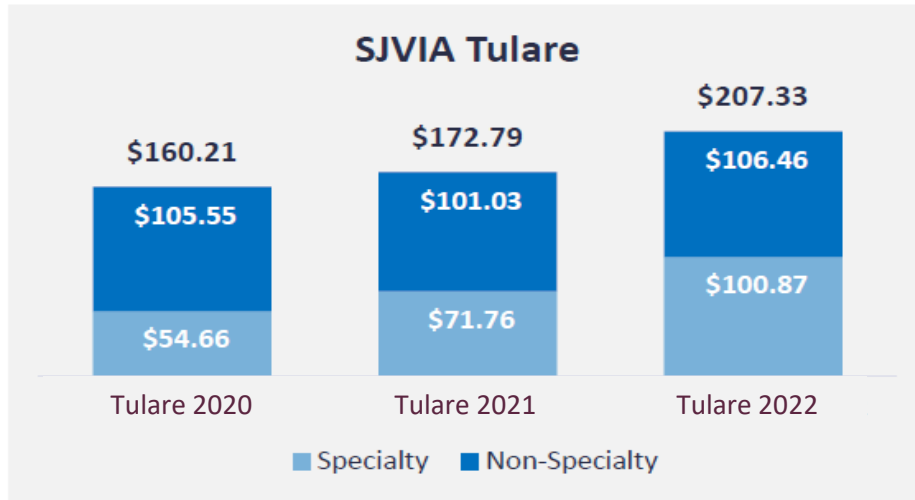
\$12,411,685
Non-Specialty
Plan Spend

\$10,524,976
Specialty
Plan Spend

Drug Name	Specialty Spend	% of Specialty Spend
HUMIRA PEN	\$1,430,536	14%
DUPIXENT	\$667,828	6%
STELARA	\$570,982	5%
EMPAVELI	\$480,175	5%
TREMFYA	\$422,577	4%



Executive Summary



SJVIA Tulare Clinical Savings (Jan – Sep 2022)

\$1,269,846

SJVIA Fresno Clinical Savings (Jan – Sep 2022)

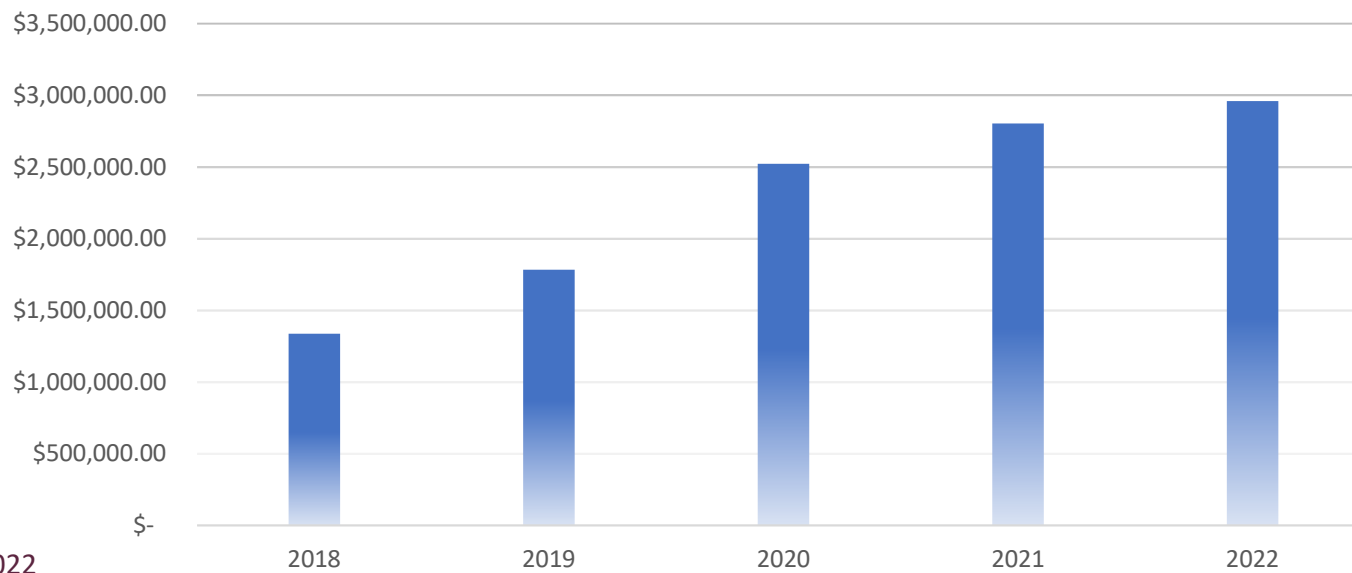
\$2,289,777



SJVIA Rebates

Plan Year	Rebate Amount
2018	\$ 1,338,510.00
2019	\$ 1,783,662.00
2020	\$ 2,522,388.00
2021	\$ 2,803,988.00
*2022	\$ 2,959,642.00

REBATES



*Estimated for 2022



Impact of Specialty Cost Containment Solution

EmpiRx Health Clinical Model

Deep specialty savings wrapped with a layer of clinical appropriateness and health safety.



Variable Copay Assistance Program

Third-party Manufacturer Funding Reduces Specialty Costs

- Clinical review for most clinically appropriate & cost-effective therapy.
- Member is handheld through a manufacturer-specific enrollment process.
- Spreading copay assistance across remaining fills for the year to maximize copay assistance.
- Customized patient care plan drives greater adherence & improved health outcomes.

Estimated Annualized Savings

(SJVA Tulare & Fresno Total)

\$2,073,606

Tulare: \$879,312

Fresno: \$1,194,294