

July 22, 2022

SJVIA Board Meeting: Consultant’s Report 2022 Plan Experience (Medical, Dental, and Vision) Through May 2022

The following pages provide a summary of the plan experience from January 1 through May 31, 2022 for the self-funded medical and dental plans, as well as the fully insured vision plan (Kaiser and Delta Dental DHMO experience is not available).

Over the first five months of the year, a budgeted accumulation of \$1,323,197 was projected (32.0% of budget), and a \$1,345,405 accumulation was realized (32.5% of the budget). The actual accumulation includes recovery of two prescription drug rebates, while the budget only includes one recovery. This means that over the balance of the year, the budget calls for the accumulation of three more rebates at approximately \$600,000 each, while the SJVIA will only accumulate two more prescription drug rebates.

The SJVIA self-funded plans show a deficit position of (\$438,594) through May 2022. The County of Fresno is in a \$238,685 surplus position and the County of Tulare is in a (\$677,279) deficit position.

Accumulation	COF	COT	Total
Medical	\$ 58,928	\$ (706,324)	\$ (647,396)
Dental	\$ 179,757	\$ 29,045	\$ 208,802
Total	\$ 238,685	\$ (677,279)	\$ (438,594)
Vision (Insured)	\$ 30,364	\$ (2,560)	\$ 27,804
Loss Ratio			
Medical	99.7%	106.3%	101.9%
Dental	87.1%	95.1%	89.5%
Vision	86.4%	103.0%	91.0%

In an effort to curb reserve accumulation throughout 2022, the County of Tulare reduced its margin to 0.0%, and the County of Fresno reduced its margin requirement to 1.5%.

The Anthem self-funded medical plans show an accumulated deficit position of (\$647,396) for a 101.9% total cost loss ratio.

The Delta Dental self-funded dental plan shows an accumulated surplus position of \$208,802 for an 89.5% total cost loss ratio.

The vision plan remains fully insured and shows an accumulated position of \$27,804 for a 91.0% total cost loss ratio. Under the fully insured arrangement all deficit or surplus positions remain with the carrier.

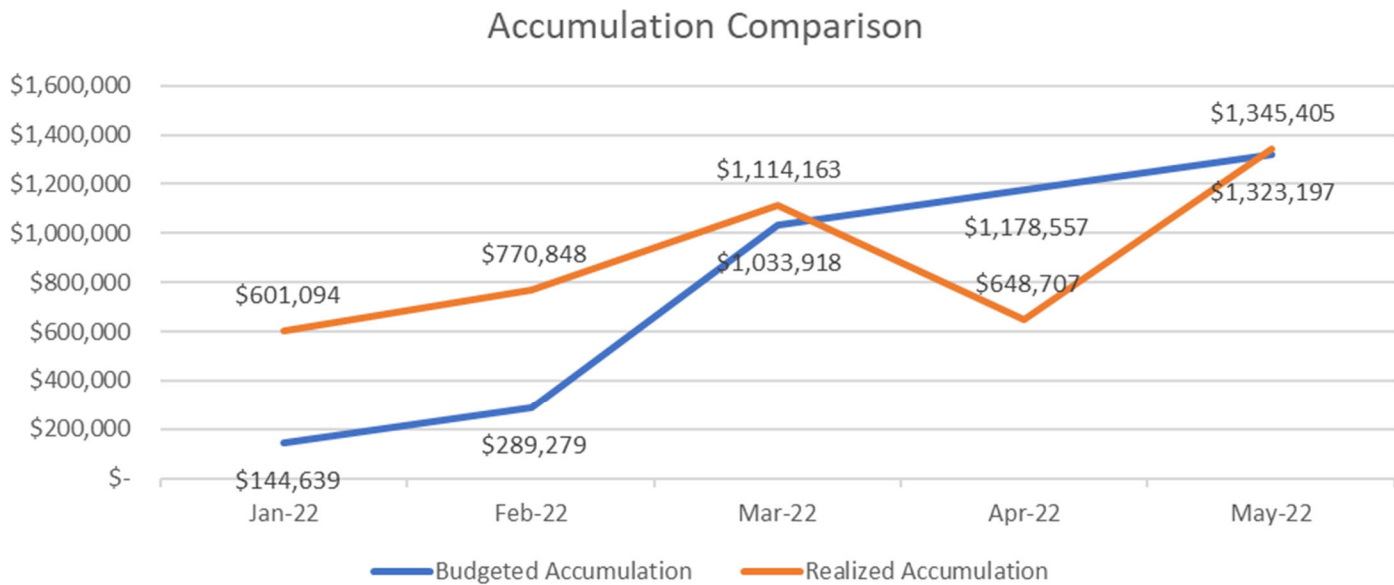
For 2022, the County of Fresno discontinued two PPO plans with marginal enrollment and added two EPO plans containing greater cost share features with covered members. The result over the first five months for all medical plans has been a modest reserve buildup of \$58,928.

The County of Fresno continues its cross-subsidy strategy between the EPO, PPO and High Deductible Health Plans (HDHP) and the EPO/Kaiser parity strategy by setting the EPO and Kaiser rates equivalent.

The County of Tulare has had greater than expected claim costs in 2022 (in particular, large claim cost). The result has been a (\$706,324) deficit position over the first five months.

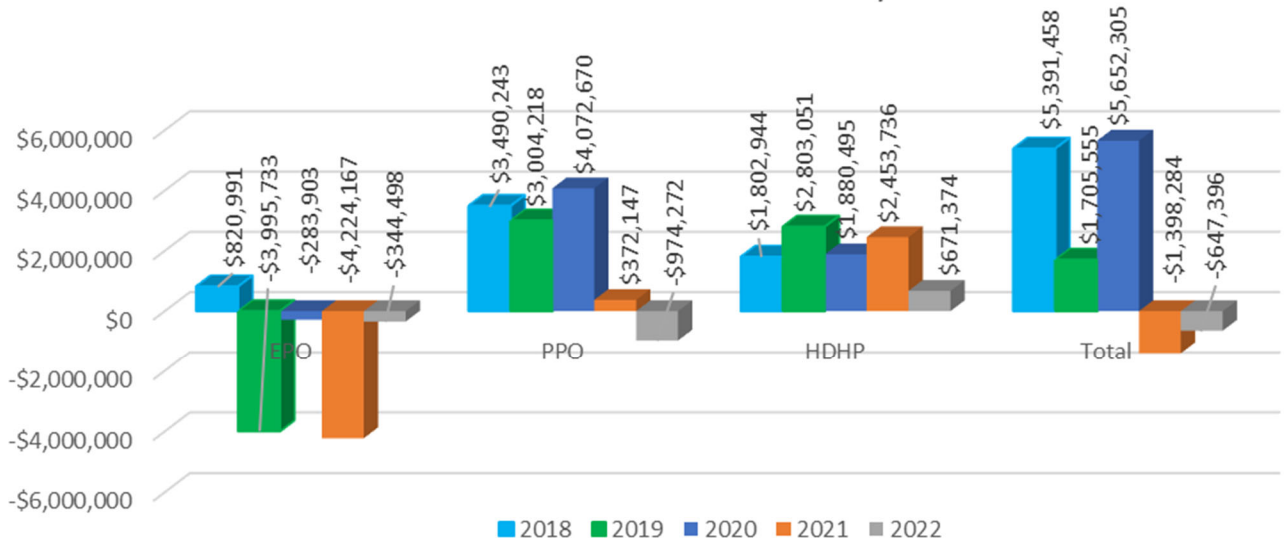
Based on the 2022 renewals, Keenan projected a reserve accumulation of \$4,135,672 including \$2,400,000 in prescription drug rebates.

Over the first five months of the year a budgeted accumulation of \$1,323,197 was projected (32.0% of budget), while \$1,345,405 was realized (32.5% of the budget).

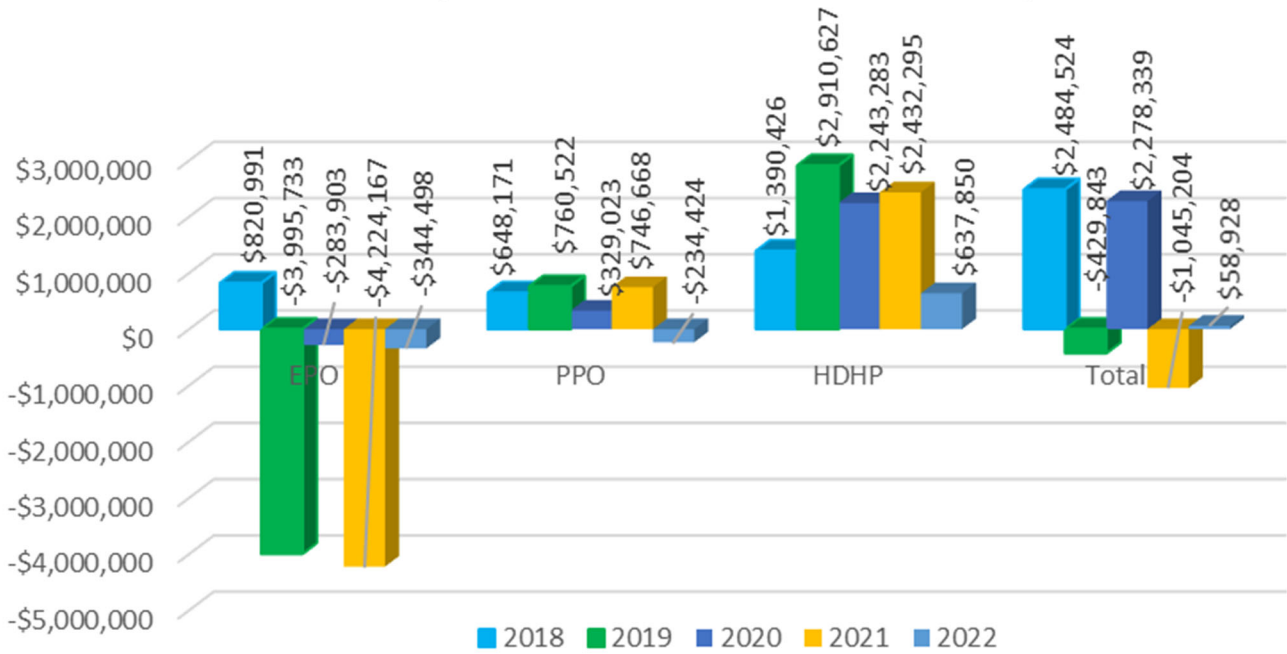


Please note that this is the consultant's report and prior to allocating funds for IBNR, the stabilization reserve, and to provide loan repayment, the SJVIA Auditor will provide the unaudited cash position based on actual revenue received and actual expenses paid.

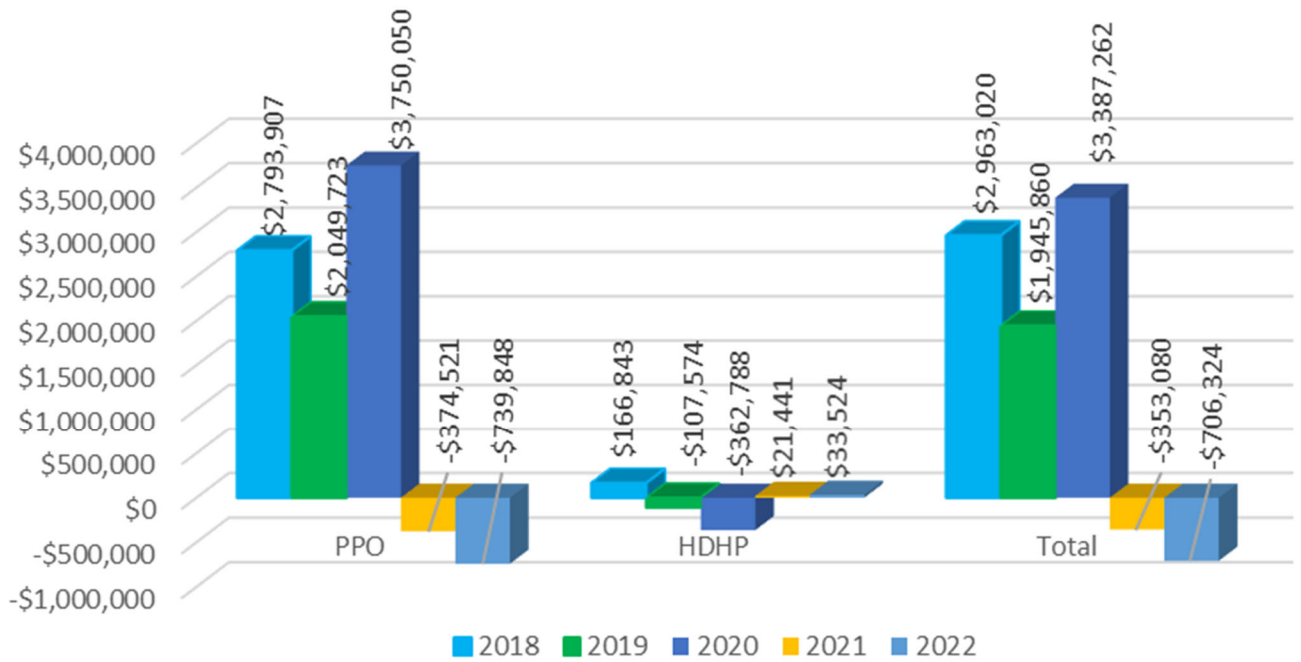
SJVIA - 2018 to 2022 - May



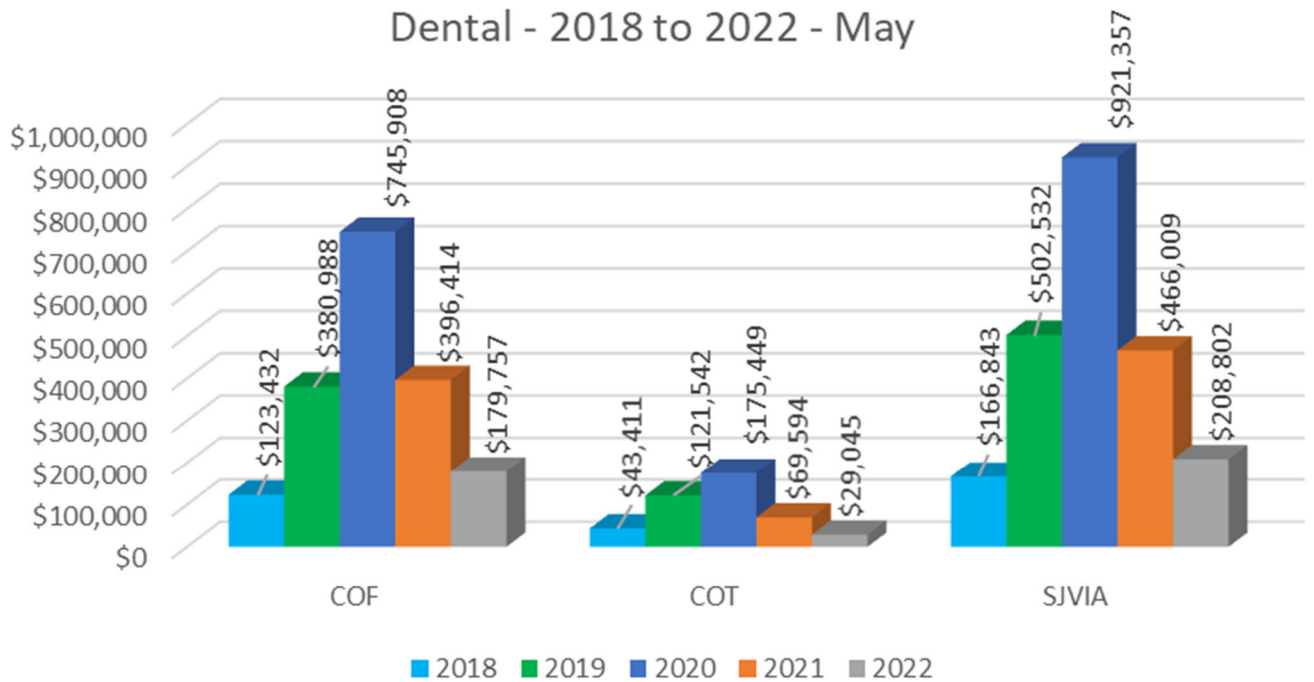
County of Fresno - 2018 to 2022 - May

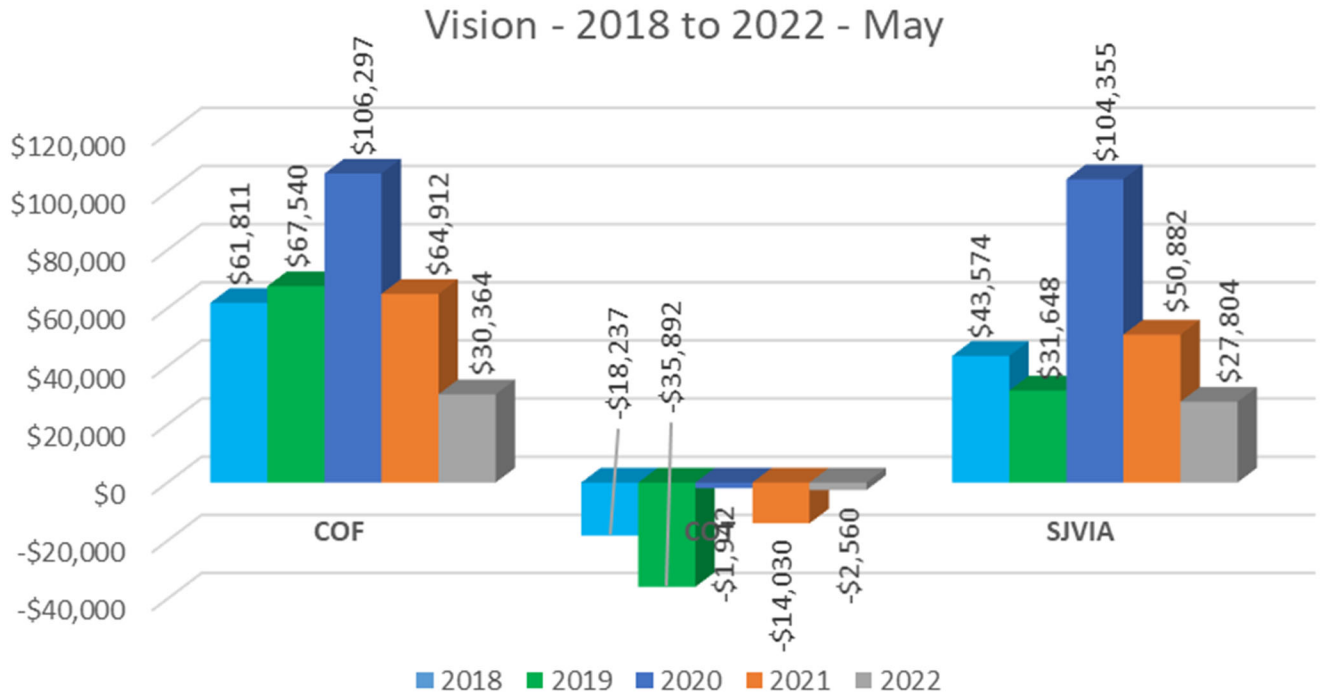


County of Tulare - 2018 to 2022 - May



Dental - 2018 to 2022 - May





Budget vs. Calculated Accumulation													
2020	January	February	March	April	May	June	July	August	September	October	November	December	Total
Budget													
Plan Experience (Medical)	\$ 168,530	\$ 168,530	\$ 168,530	\$ 168,530	\$ 168,530	\$ 168,530	\$ 168,530	\$ 168,530	\$ 168,530	\$ 168,530	\$ 168,530	\$ 168,530	\$ 2,022,355
Plan Experience (Dental)	\$ 6,991	\$ 6,991	\$ 6,991	\$ 6,991	\$ 6,991	\$ 6,991	\$ 6,991	\$ 6,991	\$ 6,991	\$ 6,991	\$ 6,991	\$ 6,991	\$ 83,897
Kaiser Accumulation	\$ 68,981	\$ 68,981	\$ 68,981	\$ 68,981	\$ 68,981	\$ 68,981	\$ 68,981	\$ 68,981	\$ 68,981	\$ 68,981	\$ 68,981	\$ 68,981	\$ 827,773
Kaiser EPO Parity Accumulation	\$ 168,307	\$ 168,307	\$ 168,307	\$ 168,307	\$ 168,307	\$ 168,307	\$ 168,307	\$ 168,307	\$ 168,307	\$ 168,307	\$ 168,307	\$ 168,307	\$ 2,019,689
Prescription Drug Rebates	\$ -	\$ -	\$ 400,000	\$ -	\$ -	\$ 400,000	\$ -	\$ -	\$ 400,000	\$ -	\$ -	\$ 400,000	\$ 1,600,000
2020 Budgeted Accumulation	\$ 412,810	\$ 412,810	\$ 812,810	\$ 412,810	\$ 412,810	\$ 812,810	\$ 412,810	\$ 412,810	\$ 812,810	\$ 412,810	\$ 412,810	\$ 812,810	\$ 6,553,714
Calculated													
Plan Experience (Medical)	\$ 719,955	\$ 1,022,844	\$ (107,282)	\$ 961,782	\$ 1,013,371	\$ 1,186,760	\$ 229,036	\$ (485,775)	\$ 325,160	\$ 147,490	\$ 169,133	\$ 469,831	\$ 5,652,305
Plan Experience (Dental)	\$ 7,830	\$ (1,602)	\$ 71,933	\$ 244,874	\$ 251,996	\$ 117,106	\$ (2,167)	\$ 83,889	\$ 58,852	\$ (27,210)	\$ 70,676	\$ 45,180	\$ 921,357
Kaiser Accumulation	\$ 67,723	\$ 67,721	\$ 67,742	\$ 67,653	\$ 68,624	\$ 69,209	\$ 68,940	\$ 68,709	\$ 68,821	\$ 68,339	\$ 68,317	\$ 68,542	\$ 820,340
Kaiser EPO Parity Accumulation	\$ 300,988	\$ 301,602	\$ 301,286	\$ 300,610	\$ 305,046	\$ 307,708	\$ 305,644	\$ 304,548	\$ 305,603	\$ 303,806	\$ 303,745	\$ 304,353	\$ 3,644,938
Prescription Drug Rebates	\$ -	\$ 444,726	\$ -	\$ -	\$ 465,054	\$ -	\$ 473,497	\$ 546,922	\$ -	\$ 578,620	\$ -	\$ -	\$ 2,508,819
Other	\$ -	\$ -	\$ -	\$ -	\$ -	\$ 111,779	\$ -	\$ -	\$ -	\$ -	\$ -	\$ -	\$ 111,779
2020 Calculated Accumulation	\$ 1,096,496	\$ 1,835,290	\$ 333,678	\$ 1,574,919	\$ 2,104,091	\$ 1,792,562	\$ 1,074,950	\$ 518,293	\$ 758,436	\$ 1,071,045	\$ 611,871	\$ 887,906	\$ 13,659,539
2021	January	February	March	April	May	June	July	August	September	October	November	December	Total
Budget													
Plan Experience (Medical)	\$ 230,104	\$ 230,104	\$ 230,104	\$ 230,104	\$ 230,104	\$ 230,104	\$ 230,104	\$ 230,104	\$ 230,104	\$ 230,104	\$ 230,104	\$ 230,104	\$ 2,761,249
Plan Experience (Dental)	\$ 6,076	\$ 6,076	\$ 6,076	\$ 6,076	\$ 6,076	\$ 6,076	\$ 6,076	\$ 6,076	\$ 6,076	\$ 6,076	\$ 6,076	\$ 6,076	\$ 72,913
Kaiser Accumulation	\$ 67,658	\$ 67,658	\$ 67,658	\$ 67,658	\$ 67,658	\$ 67,658	\$ 67,658	\$ 67,658	\$ 67,658	\$ 67,658	\$ 67,658	\$ 67,658	\$ 811,898
Kaiser EPO Parity Accumulation	\$ 264,616	\$ 264,616	\$ 264,616	\$ 264,616	\$ 264,616	\$ 264,616	\$ 264,616	\$ 264,616	\$ 264,616	\$ 264,616	\$ 264,616	\$ 264,616	\$ 3,175,390
Prescription Drug Rebates	\$ -	\$ -	\$ 500,000	\$ -	\$ -	\$ 500,000	\$ -	\$ -	\$ 500,000	\$ -	\$ -	\$ 500,000	\$ 2,000,000
2021 Budgeted Accumulation	\$ 568,454	\$ 568,454	\$ 1,068,454	\$ 568,454	\$ 568,454	\$ 1,068,454	\$ 568,454	\$ 568,454	\$ 1,068,454	\$ 568,454	\$ 568,454	\$ 1,068,454	\$ 8,821,449
Calculated													
Plan Experience (Medical)	\$ 1,353,029	\$ 1,298,026	\$ 279,275	\$ (485,754)	\$ (331,137)	\$ (461,172)	\$ (1,373)	\$ (322,615)	\$ (306,160)	\$ (1,214,629)	\$ 223,704	\$ (1,429,478)	\$ (1,398,284)
Plan Experience (Dental)	\$ 64,691	\$ 26,113	\$ (1,592)	\$ (35,574)	\$ 37,376	\$ 94,161	\$ (1,159)	\$ 66,369	\$ 9,334	\$ 77,344	\$ 83,324	\$ 45,621	\$ 466,009
Kaiser Accumulation	\$ 66,307	\$ 66,453	\$ 66,255	\$ 66,166	\$ 65,959	\$ 66,167	\$ 65,943	\$ 65,952	\$ 65,688	\$ 65,449	\$ 64,245	\$ 64,081	\$ 788,665
Kaiser EPO Parity Accumulation	\$ 207,743	\$ 208,215	\$ 207,587	\$ 207,287	\$ 206,687	\$ 207,226	\$ 206,410	\$ 206,384	\$ 205,598	\$ 204,873	\$ 201,003	\$ 200,492	\$ 2,469,507
Prescription Drug Rebates	\$ -	\$ -	\$ -	\$ -	\$ 751,762	\$ 645,084	\$ -	\$ -	\$ 633,828	\$ -	\$ -	\$ 694,892	\$ 2,725,566
Other	\$ -	\$ -	\$ -	\$ -	\$ -	\$ -	\$ -	\$ -	\$ -	\$ -	\$ -	\$ -	\$ -
2021 Calculated Accumulation	\$ 1,691,771	\$ 1,598,807	\$ 551,526	\$ (247,875)	\$ 730,647	\$ 551,466	\$ 269,821	\$ 16,090	\$ 608,289	\$ (866,963)	\$ 572,276	\$ (424,392)	\$ 5,051,462
2022	January	February	March	April	May	June	July	August	September	October	November	December	Total
Budget													
Plan Experience (Medical)	\$ 62,242	\$ 62,242	\$ 62,242	\$ 62,242	\$ 62,242	\$ 62,242	\$ 62,242	\$ 62,242	\$ 62,242	\$ 62,242	\$ 62,242	\$ 62,242	\$ 746,903
Plan Experience (Dental)	\$ 5,584	\$ 5,584	\$ 5,584	\$ 5,584	\$ 5,584	\$ 5,584	\$ 5,584	\$ 5,584	\$ 5,584	\$ 5,584	\$ 5,584	\$ 5,584	\$ 67,005
Kaiser Accumulation	\$ 38,565	\$ 38,565	\$ 38,565	\$ 38,565	\$ 38,565	\$ 38,565	\$ 38,565	\$ 38,565	\$ 38,565	\$ 38,565	\$ 38,565	\$ 38,565	\$ 462,781
Kaiser EPO Parity Accumulation	\$ 38,249	\$ 38,249	\$ 38,249	\$ 38,249	\$ 38,249	\$ 38,249	\$ 38,249	\$ 38,249	\$ 38,249	\$ 38,249	\$ 38,249	\$ 38,249	\$ 458,983
Prescription Drug Rebates	\$ -	\$ -	\$ 600,000	\$ -	\$ -	\$ 600,000	\$ -	\$ -	\$ 600,000	\$ -	\$ -	\$ 600,000	\$ 2,400,000
2022 Budgeted Accumulation	\$ 144,639	\$ 144,639	\$ 744,639	\$ 144,639	\$ 144,639	\$ 744,639	\$ 144,639	\$ 144,639	\$ 744,639	\$ 144,639	\$ 144,639	\$ 744,639	\$ 4,135,672
Calculated													
Plan Experience (Medical)	\$ 416,646	\$ (707,754)	\$ 334,315	\$ (579,163)	\$ (111,440)	\$ -	\$ -	\$ -	\$ -	\$ -	\$ -	\$ -	\$ (647,396)
Plan Experience (Dental)	\$ 115,834	\$ 64,486	\$ (58,680)	\$ 46,312	\$ 40,850	\$ -	\$ -	\$ -	\$ -	\$ -	\$ -	\$ -	\$ 208,802
Kaiser Accumulation	\$ 34,185	\$ 33,794	\$ 33,676	\$ 33,547	\$ 33,454	\$ -	\$ -	\$ -	\$ -	\$ -	\$ -	\$ -	\$ 168,656
Kaiser EPO Parity Accumulation	\$ 34,429	\$ 34,110	\$ 34,004	\$ 33,848	\$ 33,684	\$ -	\$ -	\$ -	\$ -	\$ -	\$ -	\$ -	\$ 170,075
Prescription Drug Rebates	\$ -	\$ 745,118	\$ -	\$ -	\$ 700,150	\$ -	\$ -	\$ -	\$ -	\$ -	\$ -	\$ -	\$ 1,445,268
Other	\$ -	\$ -	\$ -	\$ -	\$ -	\$ -	\$ -	\$ -	\$ -	\$ -	\$ -	\$ -	\$ -
2022 Calculated Accumulation	\$ 601,094	\$ 169,754	\$ 343,315	\$ (465,456)	\$ 696,698	\$ -	\$ -	\$ -	\$ -	\$ -	\$ -	\$ -	\$ 1,345,405

Please note that this is the consultant’s report and prior to allocating funds for IBNR, the stabilization reserve, and to provide loan repayment, the SJVIA Auditor will provide the unaudited cash position based on actual revenue received and actual expenses paid.